

Summary of Survey Results: 2018 to 2022

Trades Training Type:

Progressive apprenticeship, Traditional apprenticeship, Trades foundation, and Trades-related vocational programs

Applied filters:

CPC: VCC: Baking & Pastry Apprentice;

Cohort	32
Respondents	22
Response Rate	69%

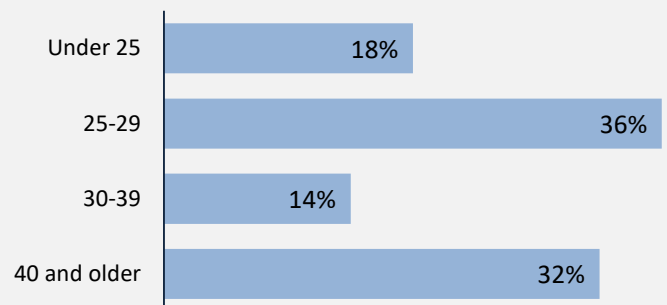
Description of Survey Respondents

Demographics

Gender



Age at the Time of the Survey



Aboriginal Identity

5%

Based on domestic students only

Median Age

29

About the Respondents

36%

relocated from their hometown to attend program

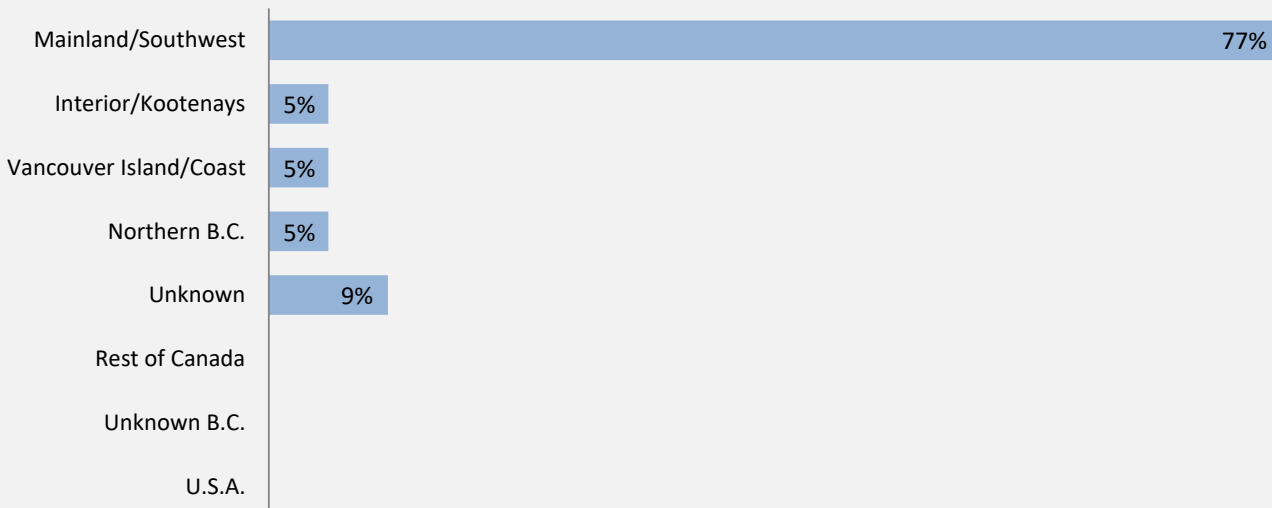
10%

*took **Adult Basic Education** courses during or prior to their trades training program*

5%

*took **English as a Second Language** courses during or prior to their trades training program*

Region respondents were living in at the time of the survey



Summary of Survey Results: 2018 to 2022

Trades Training Type:

Progressive apprenticeship, Traditional apprenticeship, Trades foundation, and Trades-related vocational programs

Applied filters:

CPC: VCC: Baking & Pastry Apprentice;

Cohort	32
Respondents	22
Response Rate	69%

Employment Outcomes

In the labour force

100%

Employment rate

91%

Unemployment rate


9.1%

The "Employment rate" is the number employed as a percentage of all respondents.

The "Unemployment rate" is the number of unemployed as a percentage of respondents in the labour force.

Of those employed:

n = 20



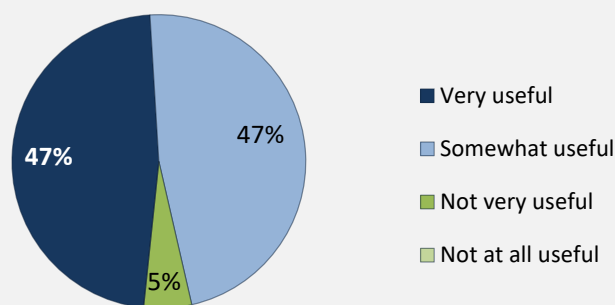
Hourly Wage
(median, main job)

\$20

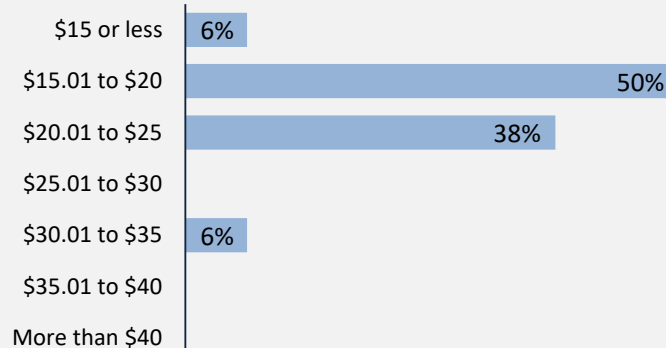
Hours Worked
(median, main job)

40

Skills and Knowledge Gained
Useful in Performing Job



Hourly Wage Group (main job)



Top Occupations (4-digit NOC)

	# employed	% of those employed
6321: Chefs	8	40%
6332: Bakers	5	25%
XXXX: Unclassified occupations	3	15%
6322: Cooks	2	10%
6311: Food service supervisors	1	5%
0911: Manufacturing managers	1	5%

Total of top occupations	20	100%
Total employed	20	

Summary of Survey Results: 2018 to 2022

Trades Training Type:

Progressive apprenticeship, Traditional apprenticeship, Trades foundation, and Trades-related vocational programs

Applied filters:

CPC: VCC: Baking & Pastry Apprentice;

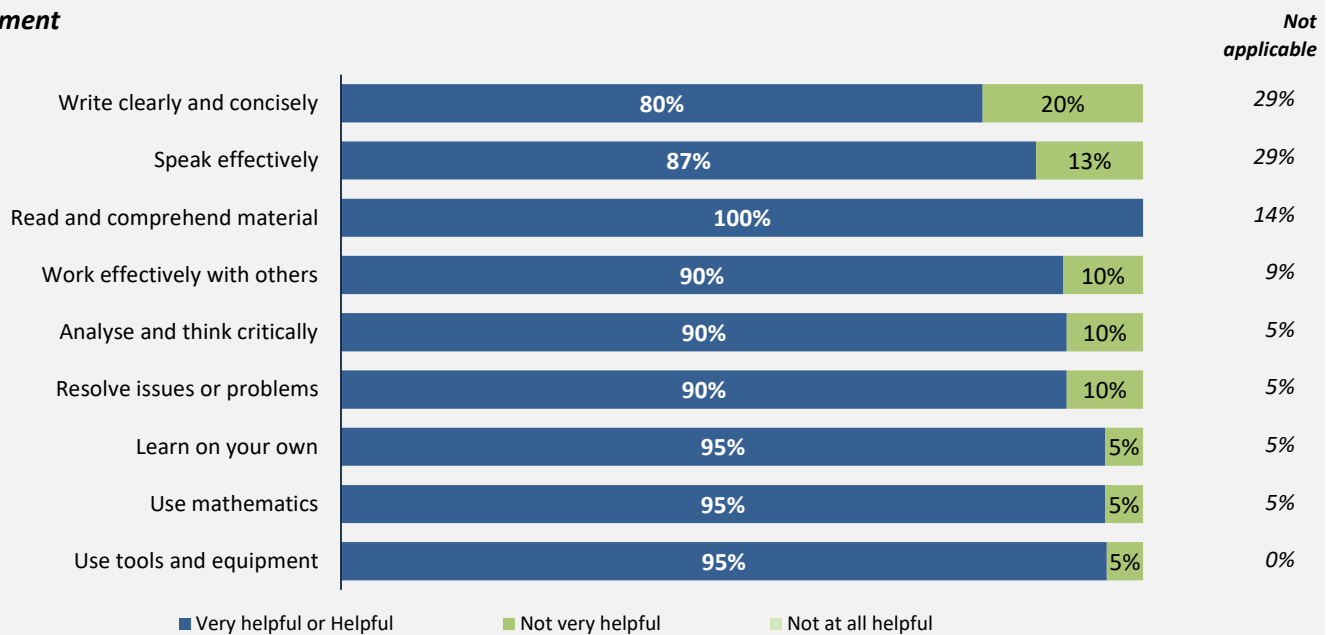
Cohort	32
Respondents	22
Response Rate	69%

Skill Development and Post-Secondary Experience

86%

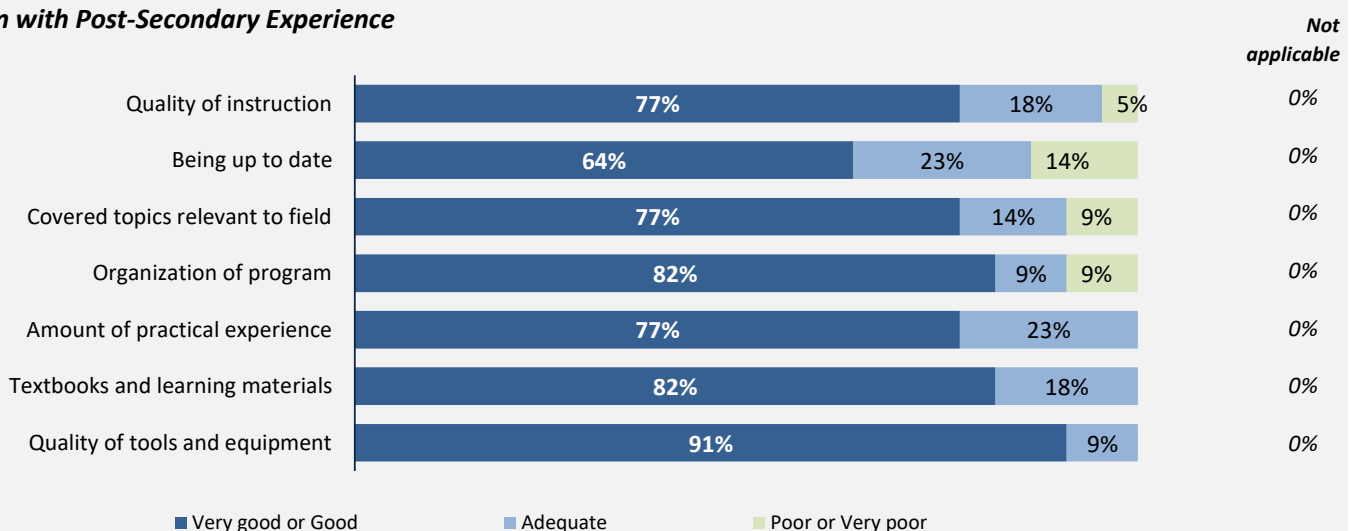
said they were very satisfied or satisfied with the education they received.

Skill Development



Percentages are based on those who gave a valid rating, excluding those who said not applicable.

Satisfaction with Post-Secondary Experience



Percentages are based on those who gave a valid rating, excluding those who said not applicable.

Summary of Survey Results: 2018 to 2022

Trades Training Type:
Progressive apprenticeship, Traditional apprenticeship

Applied filters:

CPC: VCC: Baking & Pastry Apprentice;

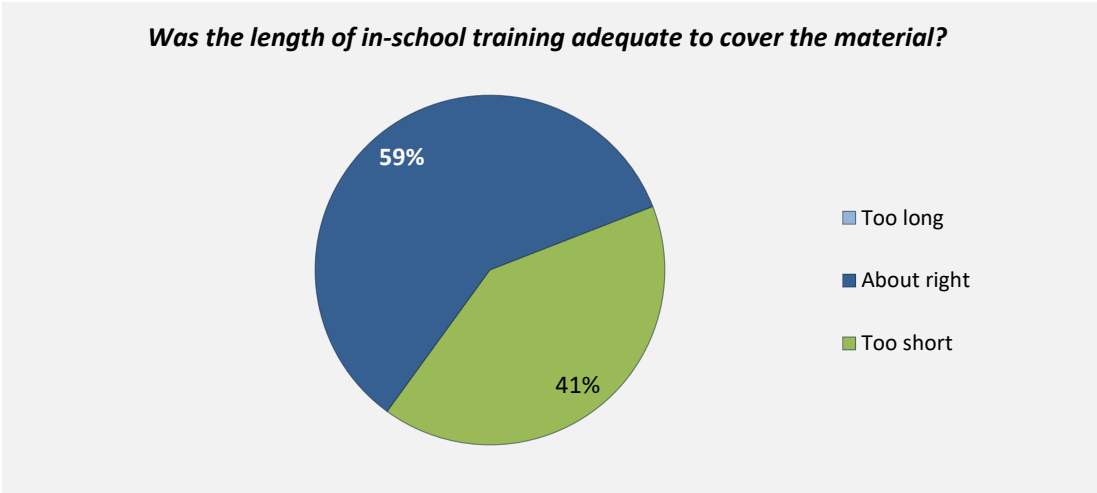
Cohort	32
Respondents	22
Response Rate	69%

Apprenticeship programs

In-School Experiences

77%
obtained their
Certificate of Qualification

95%
said the knowledge and skills gained
in their program were useful in
preparing to write the Certificate of
Qualification or Red Seal certification
exams



Workplace Experiences

90%
said they were very satisfied or satisfied with
their **workplace training**

90%
said their workplace training was
related to their in-school training

95%
were **employed as an apprentice**
during their program

Employment After Leaving School

91% of employed respondents found a job in their trade,
including those who had a job to return to after their training

91%
had a **job in their trade**
to return to after their training

60%
were still working
for the same employer

