

Summary of Survey Results: 2018 to 2022

Trades Training Type:

Progressive apprenticeship, Traditional apprenticeship, Trades foundation, and Trades-related vocational programs

Applied filters:

CPC: VCC: Culinary Arts;

Cohort	404
Respondents	169
Response Rate	42%

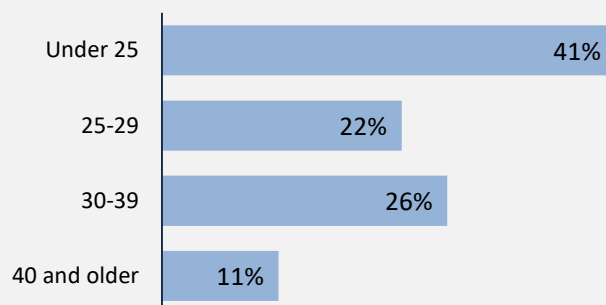
Description of Survey Respondents

Demographics

Gender



Age at the Time of the Survey



Aboriginal Identity

5%

Based on domestic students only

Median Age

26

About the Respondents

48%

relocated from their hometown to attend program

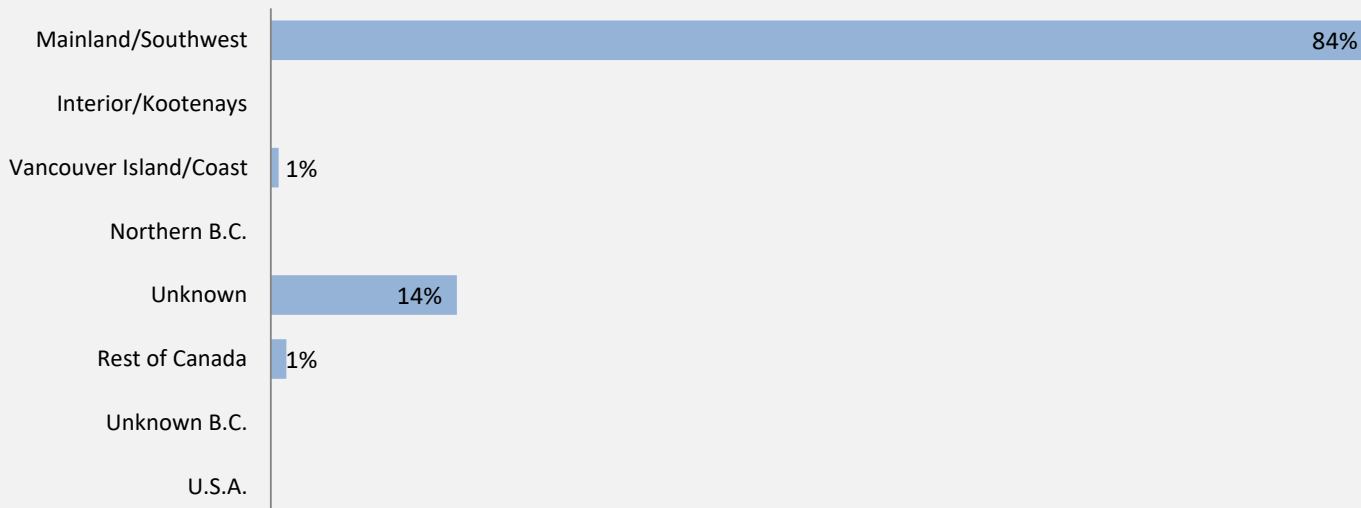
1%

*took **Adult Basic Education** courses during or prior to their trades training program*

16%

*took **English as a Second Language** courses during or prior to their trades training program*

Region respondents were living in at the time of the survey



Summary of Survey Results: 2018 to 2022

Trades Training Type:

Progressive apprenticeship, Traditional apprenticeship, Trades foundation, and Trades-related vocational programs

Applied filters:

CPC: VCC: Culinary Arts;

Cohort	404
Respondents	169
Response Rate	42%

Employment Outcomes

In the labour force

96%

Employment rate

90%

Unemployment rate


4.5%

The "Employment rate" is the number employed as a percentage of all respondents.

The "Unemployment rate" is the number of unemployed as a percentage of respondents in the labour force.

Of those employed:

n = 149



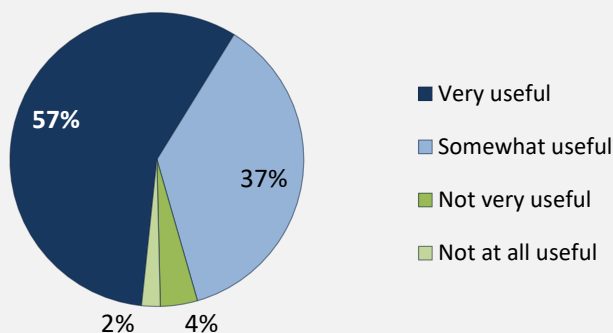
Hourly Wage
(median, main job)

\$18

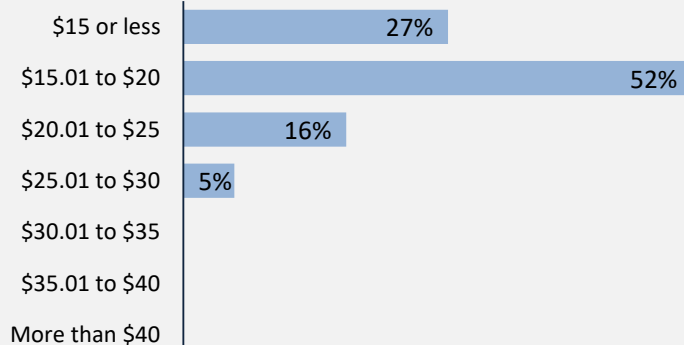
Hours Worked
(median, main job)

40

**Skills and Knowledge Gained
Useful in Performing Job**



Hourly Wage Group (main job)



Top Occupations (4-digit NOC)

	# employed	% of those employed
6322: Cooks	83	56%
6321: Chefs	19	13%
XXXX: Unclassified occupations	12	8%
6311: Food service supervisors	7	5%
6332: Bakers	6	4%
6711: Food counter attendants, kitchen helpers and related support occupations	5	3%
1241: Administrative assistants	2	1%
0631: Restaurant and food service managers	2	1%
6551: Customer services representatives - financial institutions	1	1%
6522: Purser and flight attendants	1	1%

Total of top occupations 138 93%
Total employed 149 Page 2 of 5

Summary of Survey Results: 2018 to 2022

Trades Training Type:

Progressive apprenticeship, Traditional apprenticeship, Trades foundation, and Trades-related vocational programs

Applied filters:

CPC: VCC: Culinary Arts;

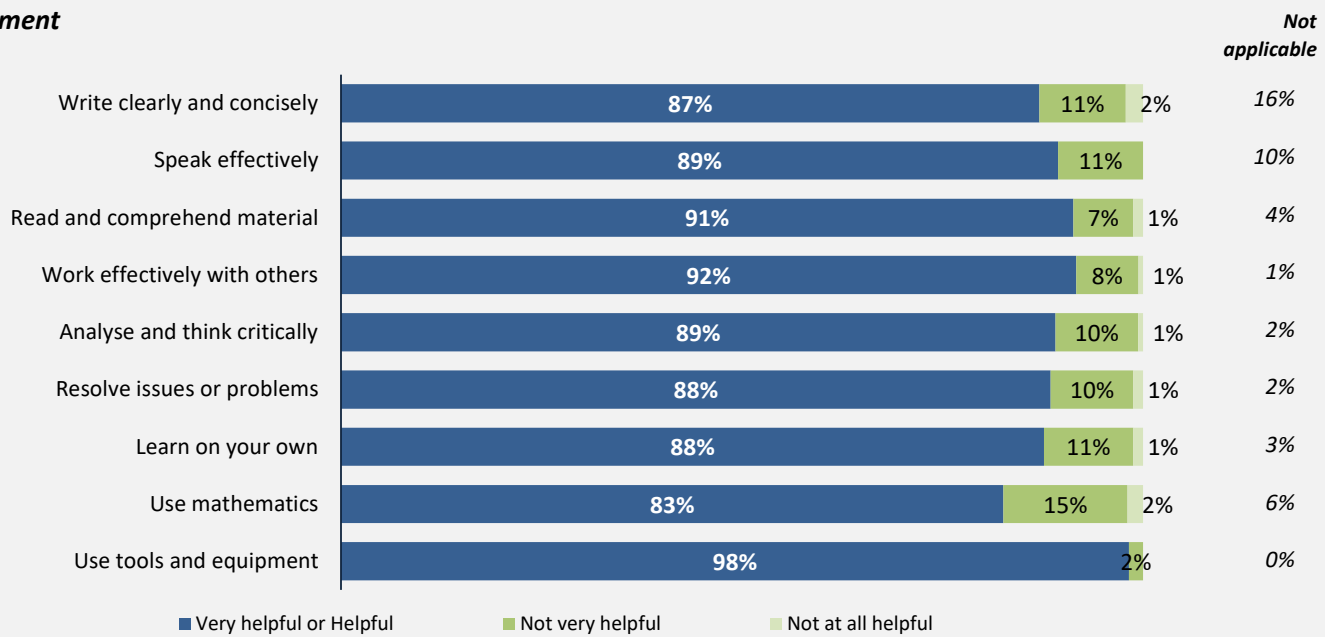
Cohort	404
Respondents	169
Response Rate	42%

Skill Development and Post-Secondary Experience

93%

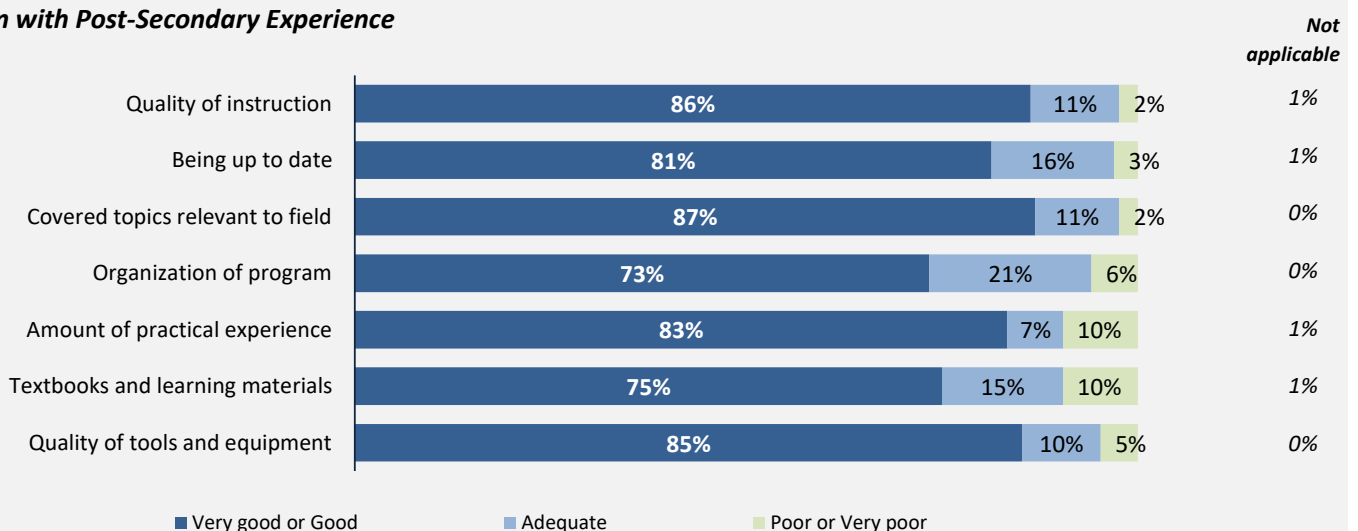
said they were very satisfied or satisfied with the education they received.

Skill Development



Percentages are based on those who gave a valid rating, excluding those who said not applicable.

Satisfaction with Post-Secondary Experience



Percentages are based on those who gave a valid rating, excluding those who said not applicable.

Trades Training Type:

Trades foundation, Trades-related vocational programs

Applied filters:

CPC: VCC: Culinary Arts;

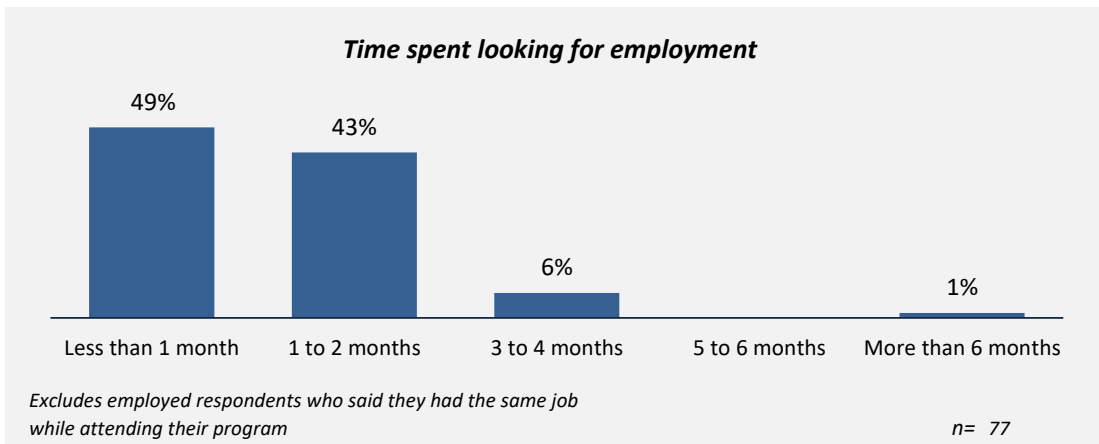
Cohort	404
Respondents	169
Response Rate	42%

Trades foundation & Trades-related vocational programs

Employment After Leaving School

40%
had the same job before or while they were attending school

93%
said their education was useful in getting their job



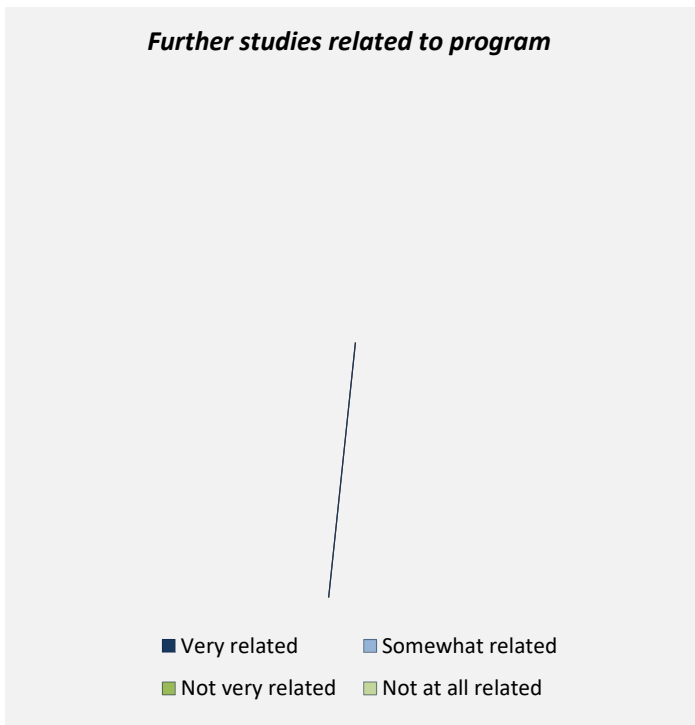
Other Education

Trades-related vocational respondents only, results are shown for the education they took before and after their program.

—
took further studies after completing their program
n = -

—
of those who had taken further studies said their program prepared them well

—
of respondents were currently studying
n = -



Of those who took further studies at a different institution:

—
expected transfer credit
n = -

Of those who expected transfer credit:

—
received transfer credit

—
were very satisfied or satisfied with their transfer experience

Summary of Survey Results: 2018 to 2022

Trades Training Type:

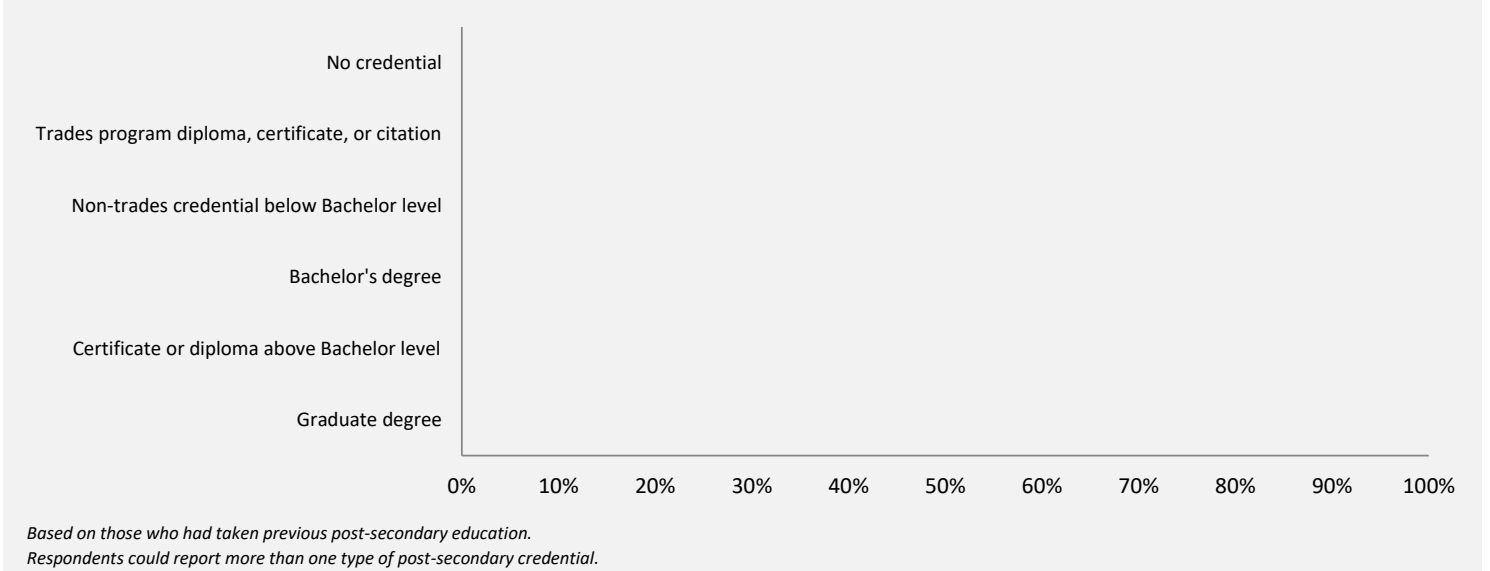
Trades foundation, Trades-related vocational programs

Applied filters:

CPC: VCC: Culinary Arts;

Cohort	404
Respondents	169
Response Rate	42%

had taken *previous* post-secondary education n = -



Transition to Apprenticeship n = 158
The following results are for Trades foundation respondents only.

60%
of Trades foundation respondents tried to get employment as an apprentice after they left their program

91%
of those who tried to get employment as an apprentice were successful

