

Applied filters:

CPC: VCC: Dance;

Cohort	44
Respondents	10
Response Rate	23%


Description of Survey Respondents

Demographics

Gender



Age at the Time of the Survey



Aboriginal Identity

0%

Based on domestic students only.

Median Age

21

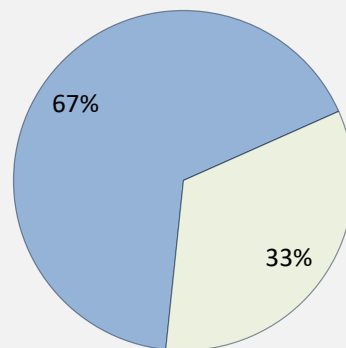
Further Education

30%

took further studies after graduating from their program

n = 3

Further Studies Related to Program



Very related Somewhat related
 Not very related Not at all related

Of those who took further studies at a different institution:

33%

expected transfer credit
n = 1

Of those who expected transfer credit:

-

Received transfer credit

100%

of those who had taken further studies said their program prepared them well

10%

of respondents were currently studying

0%

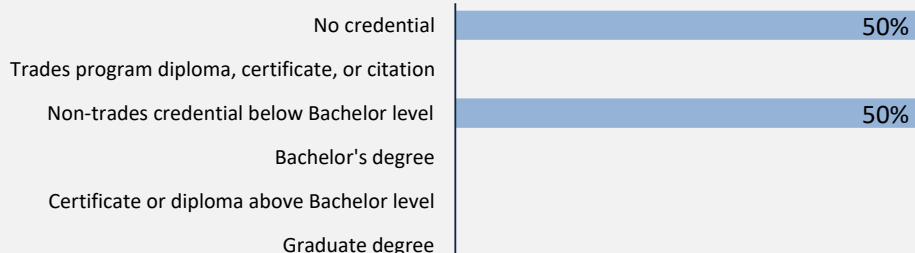
were very satisfied or satisfied with their transfer experience

Past Education

20%

of respondents had taken previous post-secondary education

n = 2



Credentials are based on those who had taken previous post-secondary education. Respondents could report more than one type of post-secondary credential.

Respondents were asked if they took ABE or ESL courses during or prior to their studies

Adult Basic Education

0%

English as a Second Language

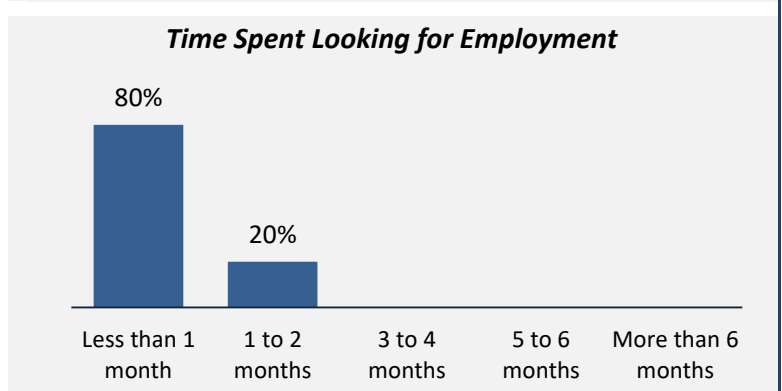
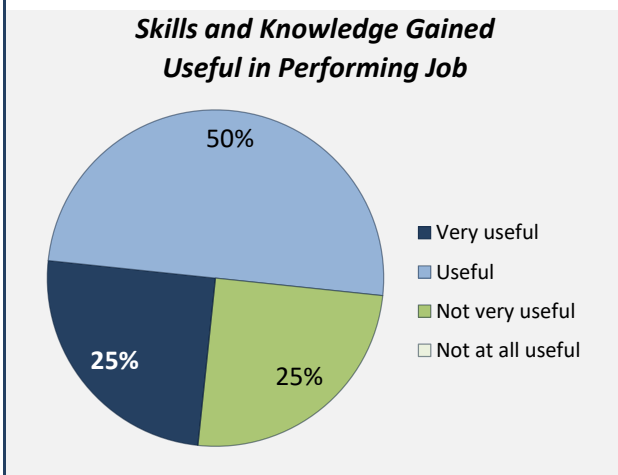
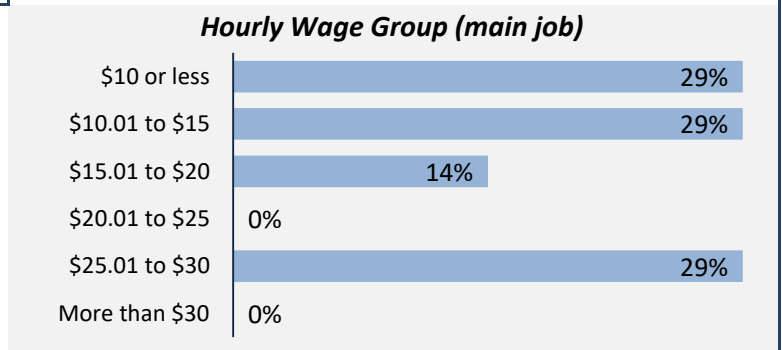
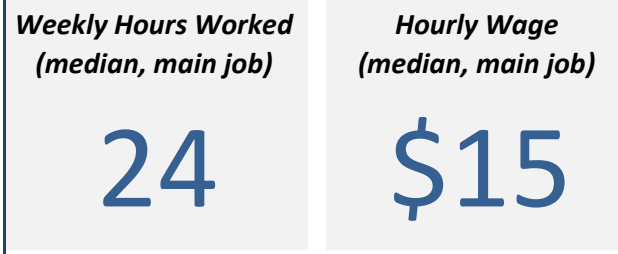
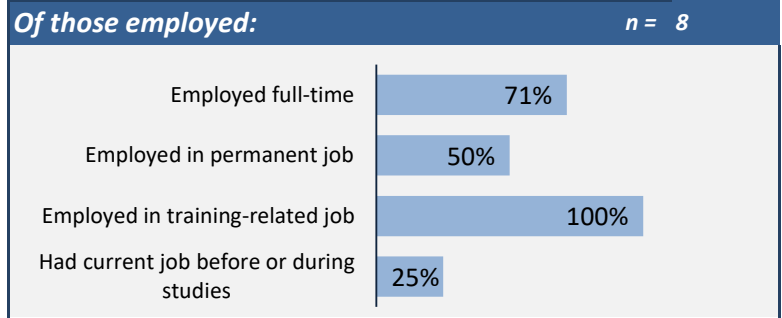
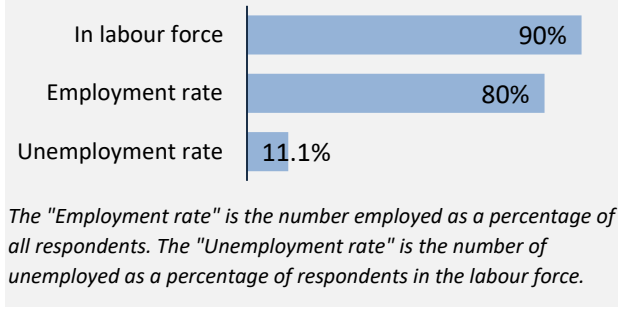
0%

Applied filters:

CPC: VCC: Dance;

Cohort	44
Respondents	10
Response Rate	23%

Employment Outcomes



Top Occupations (4-digit NOC)

	# Employed	% of those employed
5134: Dancers	7	88%
1414: Receptionists	1	13%
<i>Total of top occupations</i>	8	100%
Total employed	8	

Applied filters:

CPC: VCC: Dance;

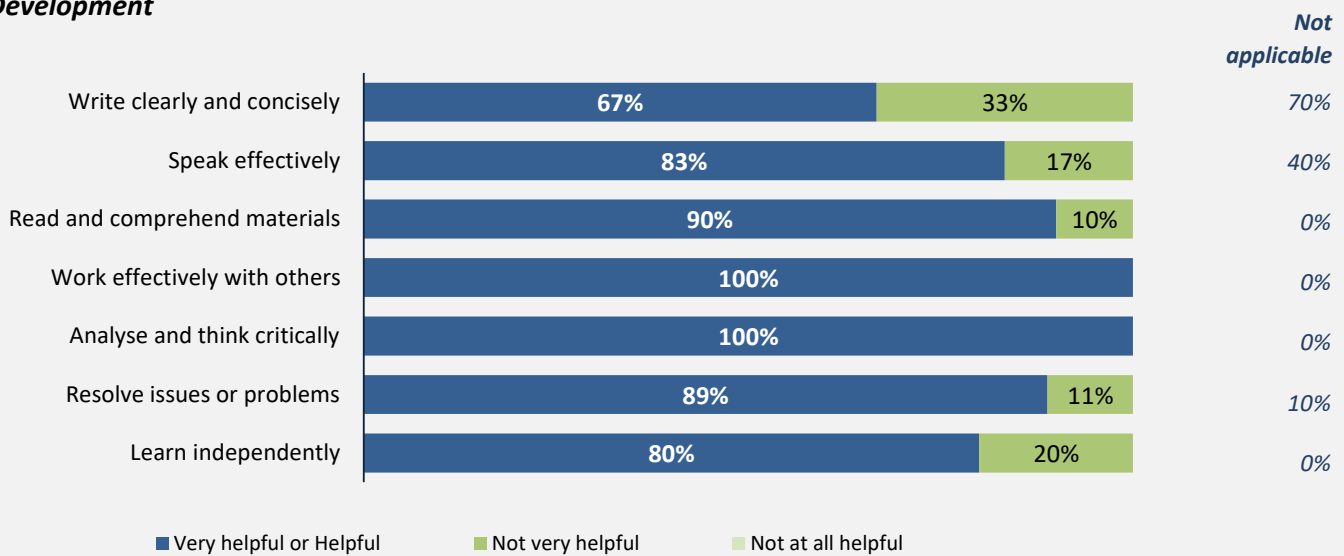
Cohort	44
Respondents	10
Response Rate	23%

Skill Development and Post-Secondary Experience

80%

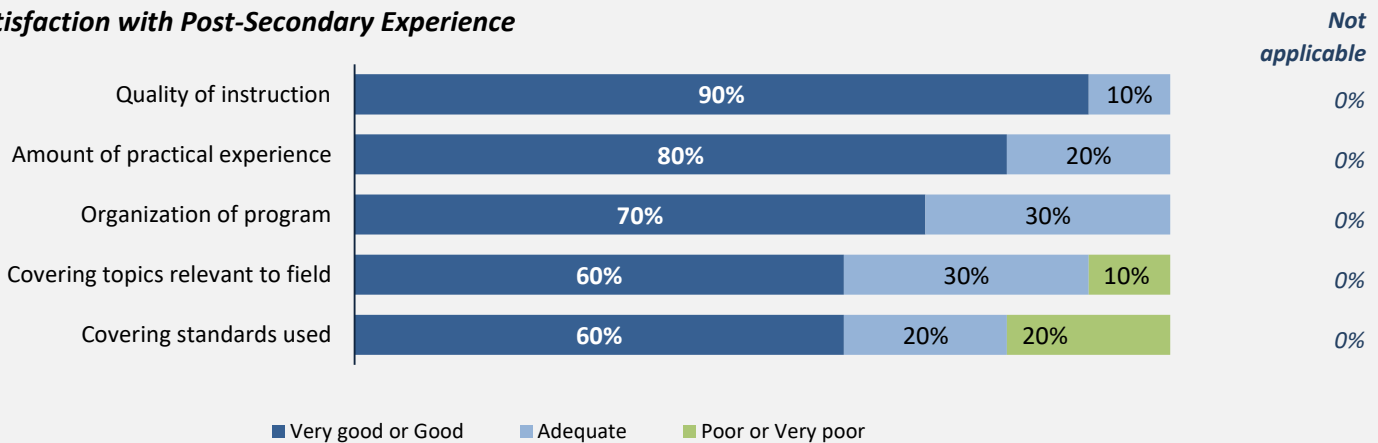
said they were very satisfied or satisfied with the education they received.

Skill Development



Percentages are based on those who gave a valid rating, excluding those who said Not applicable.

Satisfaction with Post-Secondary Experience



Percentages are based on those who gave a valid rating, excluding those who said Not applicable.