

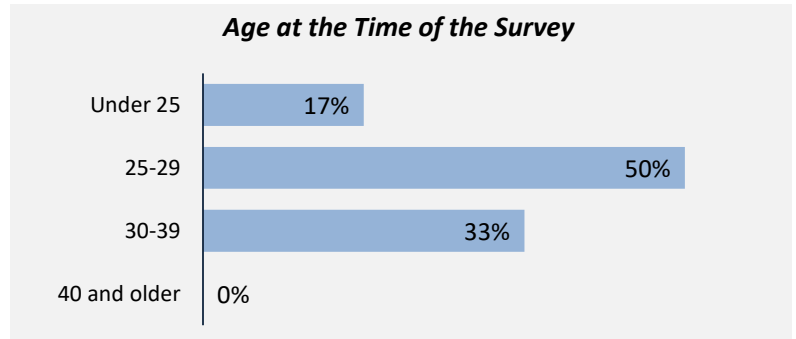
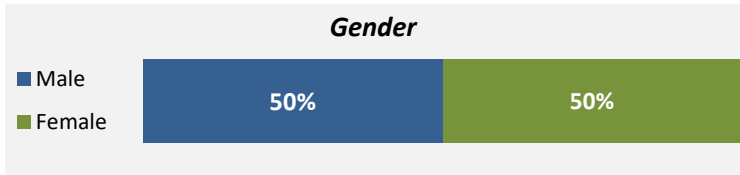
Applied filters:

Institution: Vancouver Community College; CPC: VCC: Dental Technology;

Cohort	11
Respondents	6
Response Rate	55%

Description of Survey Respondents

Demographics



Aboriginal Identity
0%
Based on domestic students only.

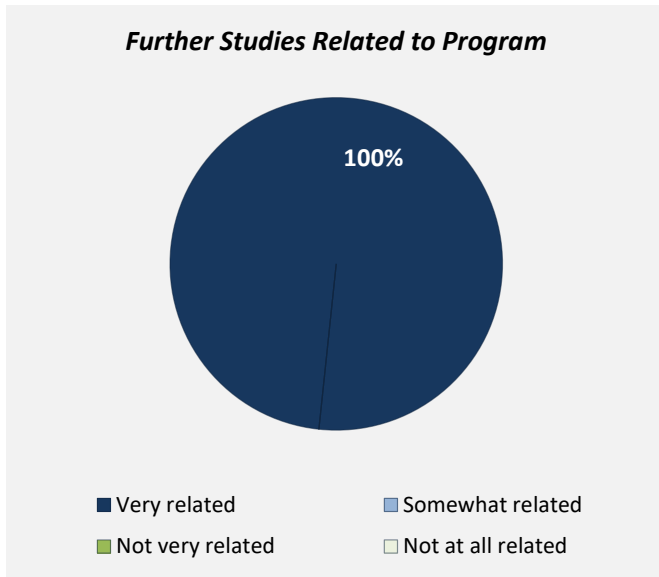
Median Age
26

Further Education

17%
took further studies after graduating from their program
n = 1

0%
of those who had taken further studies said their program prepared them well

0%
of respondents were currently studying



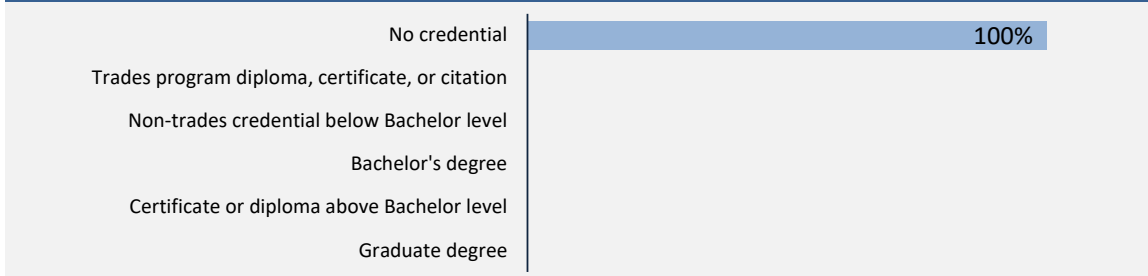
Of those who took further studies at a different institution:

expected transfer credit	<i>n = -</i>
Of those who expected transfer credit:	
Received transfer credit	-
were very satisfied or satisfied with their transfer experience	-

Past Education

80% of respondents had taken previous post-secondary education *n = 4*

Respondents were asked if they took ABE or ESL courses during or prior to their studies



Adult Basic Education
17%

English as a Second Language
0%

Credentials are based on those who had taken previous post-secondary education. Respondents could report more than one type of post-secondary credential.

Applied filters:

Institution: Vancouver Community College; CPC: VCC: Dental Technology;

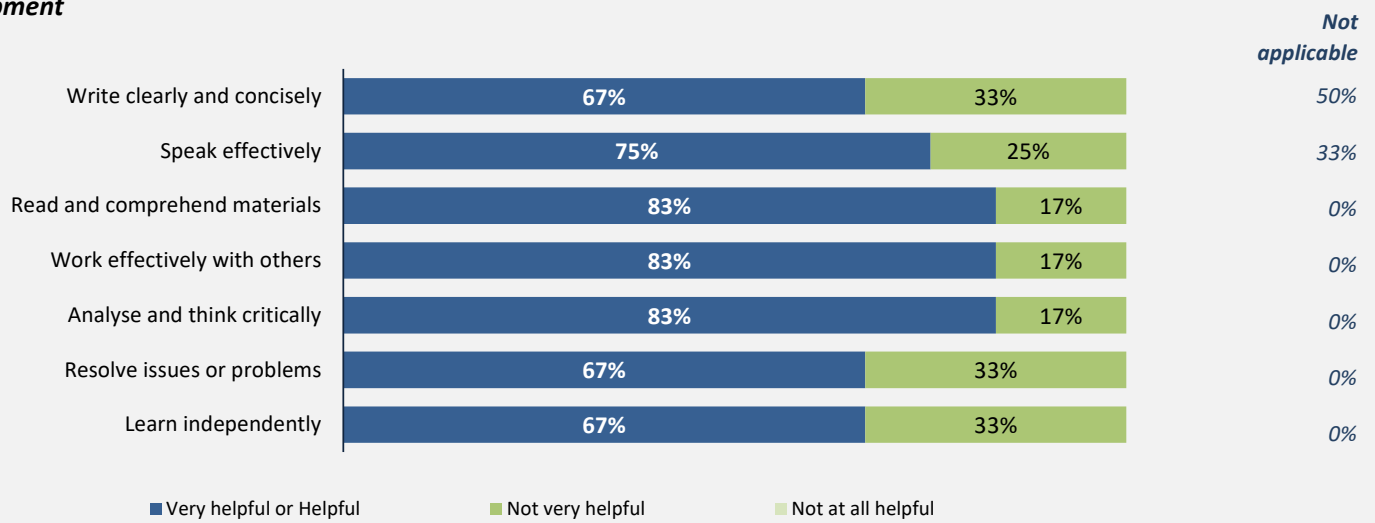
Cohort	11
Respondents	6
Response Rate	55%

Skill Development and Post-Secondary Experience

67%

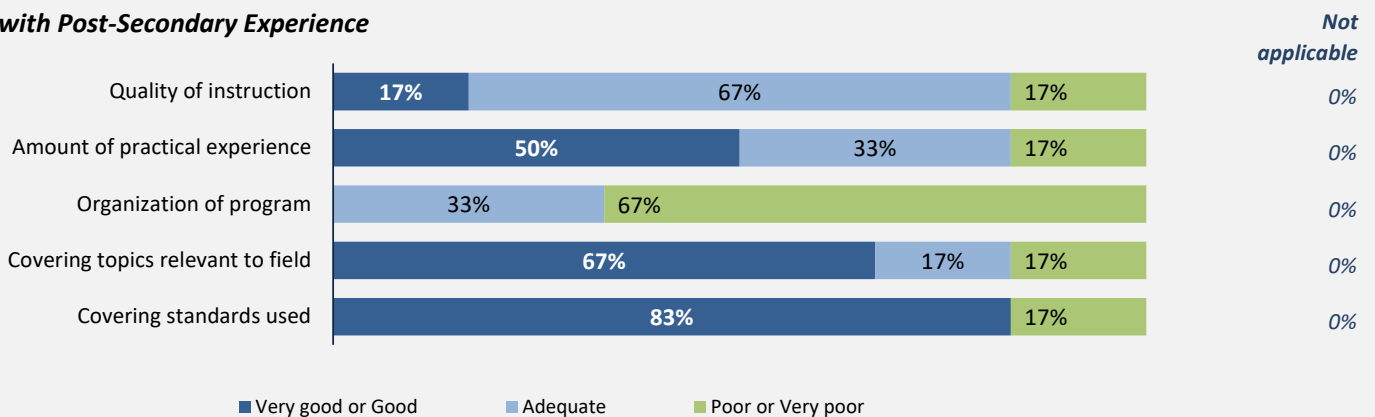
said they were very satisfied or satisfied with the education they received.

Skill Development



Percentages are based on those who gave a valid rating, excluding those who said Not applicable.

Satisfaction with Post-Secondary Experience



Percentages are based on those who gave a valid rating, excluding those who said Not applicable.