

Applied filters:

CPC: VCC: Dental Hygiene;

Cohort	100
Respondents	68
Response Rate	68%

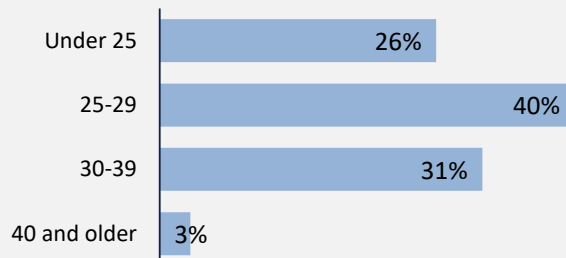
Description of Survey Respondents

Demographics

Gender



Age at the Time of the Survey



Aboriginal Identity

0%

Based on domestic students only.

Median Age

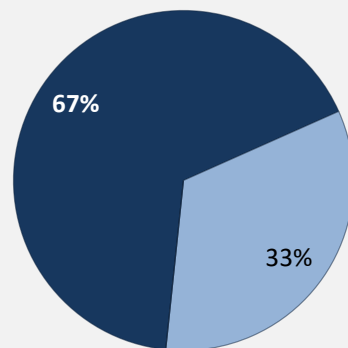
27

Further Education

40%

took further studies after graduating from their program
 n = 27

Further Studies Related to Program



Very related Somewhat related
 Not very related Not at all related

Of those who took further studies at a different institution:

76%

expected transfer credit
 n = 19

Of those who expected transfer credit:

100%

Received transfer credit

89%

were very satisfied or satisfied with their transfer experience

100%

of those who had taken further studies said their program prepared them well

35%

of respondents were currently studying

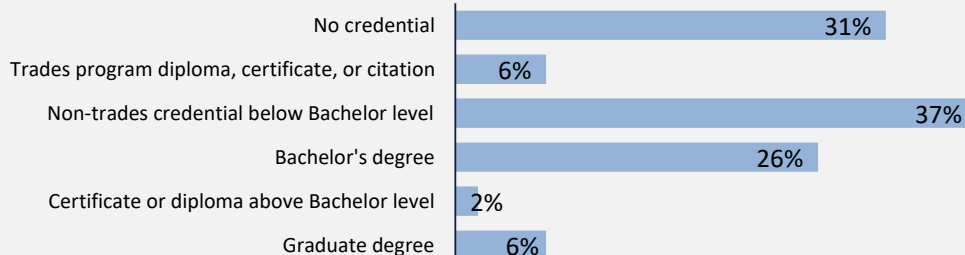
Past Education

94%

of respondents had taken previous post-secondary education

n = 64

Respondents were asked if they took ABE or ESL courses during or prior to their studies



Credentials are based on those who had taken previous post-secondary education. Respondents could report more than one type of post-secondary credential.

Adult Basic Education

23%

English as a Second Language

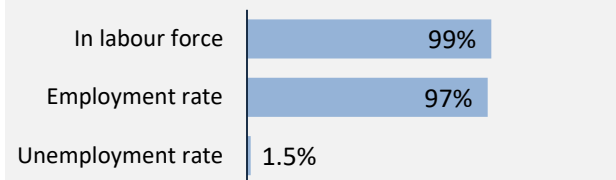
12%

Applied filters:

CPC: VCC: Dental Hygiene;

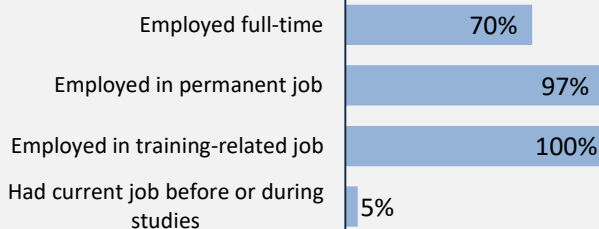
Cohort	100
Respondents	68
Response Rate	68%

Employment Outcomes



The "Employment rate" is the number employed as a percentage of all respondents. The "Unemployment rate" is the number of unemployed as a percentage of respondents in the labour force.

Of those employed: n = 66




**Weekly Hours Worked
(median, main job)**

32

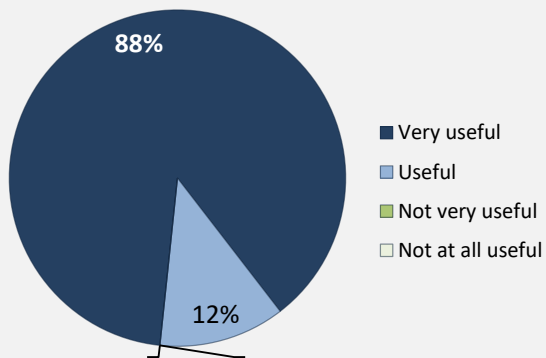
**Hourly Wage
(median, main job)**

\$45

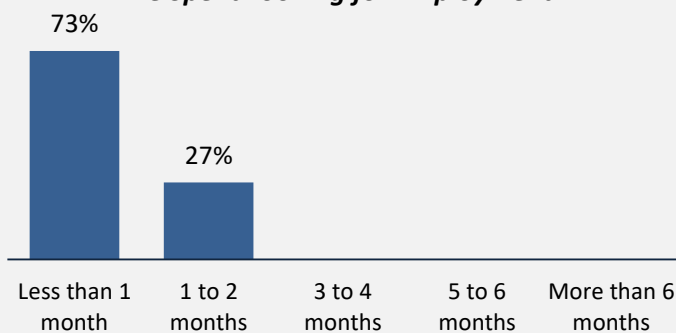
Hourly Wage Group (main job)



**Skills and Knowledge Gained
Useful in Performing Job**



Time Spent Looking for Employment



Top Occupations (4-digit NOC)

	# Employed	% of those employed
3222: Dental hygienists and dental therapists	65	98%
3411: Dental assistants	1	2%
Total of top occupations	66	100%
Total employed	66	

Applied filters:

CPC: VCC: Dental Hygiene;

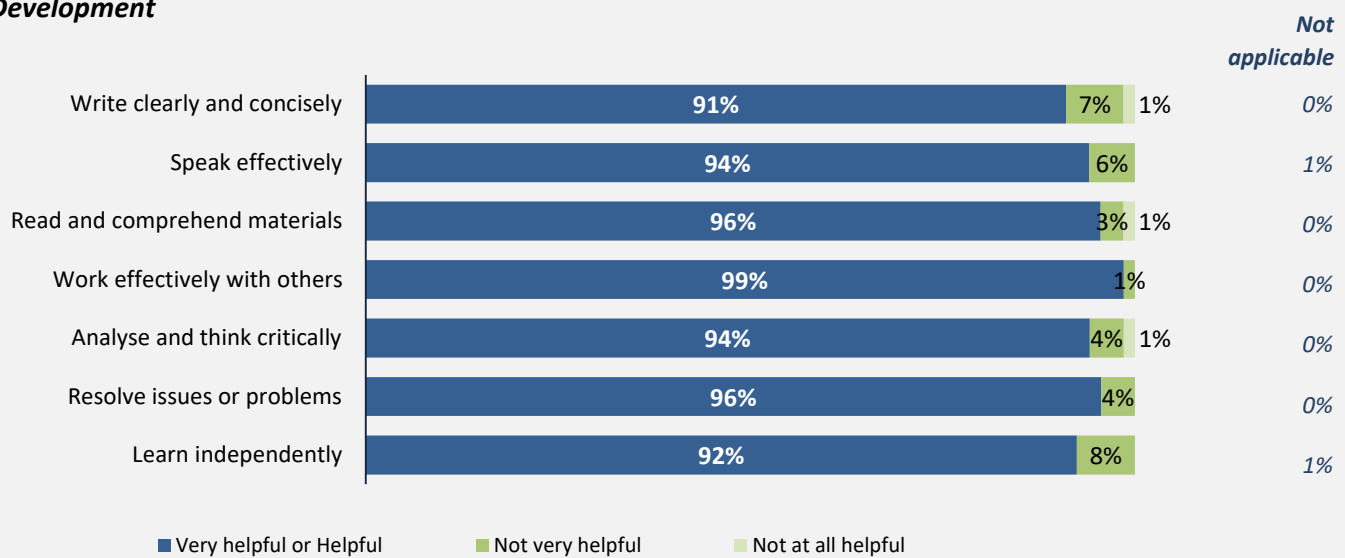
Cohort	100
Respondents	68
Response Rate	68%

Skill Development and Post-Secondary Experience

94%

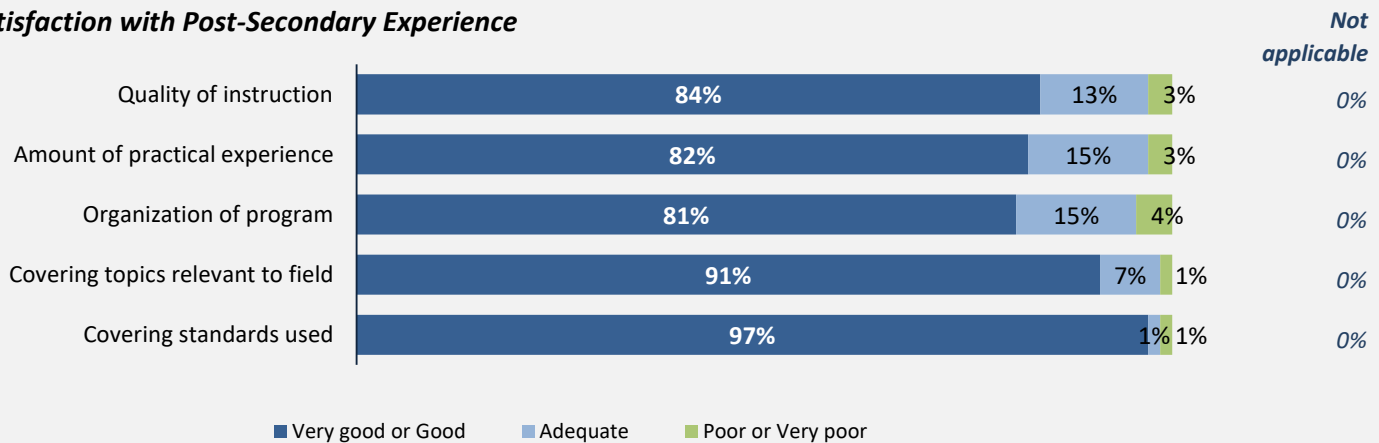
said they were very satisfied or satisfied with the education they received.

Skill Development



Percentages are based on those who gave a valid rating, excluding those who said Not applicable.

Satisfaction with Post-Secondary Experience



Percentages are based on those who gave a valid rating, excluding those who said Not applicable.