

**Applied filters:**

CPC: VCC: Early Childhood Care and Education;

<b>Cohort</b>	<b>121</b>
<b>Respondents</b>	<b>59</b>
<b>Response Rate</b>	<b>49%</b>

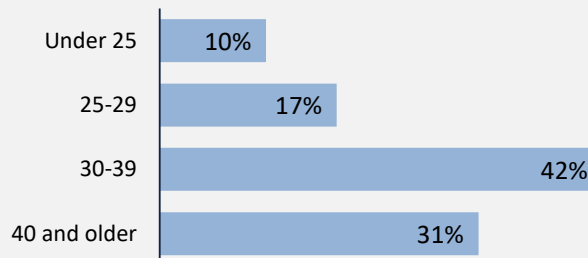
## Description of Survey Respondents

### Demographics

#### Gender



#### Age at the Time of the Survey



#### Aboriginal Identity

**9%**

*Based on domestic students only.*

#### Median Age

**35**

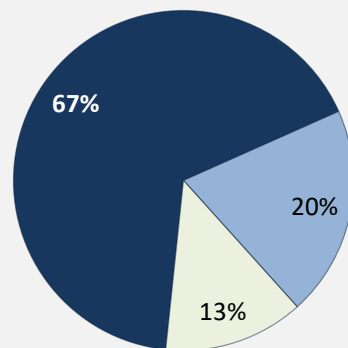
### Further Education

**29%**

*took further studies after graduating from their program*

*n = 16*

#### Further Studies Related to Program



Very related      Somewhat related  
 Not very related      Not at all related

#### Of those who took further studies at a different institution:

**17%**

*expected transfer credit*  
*n = 1*

#### Of those who expected transfer credit:

**100%**

*Received transfer credit*

**100%**

*were very satisfied or satisfied with their transfer experience*

**100%**

*of those who had taken further studies said their program prepared them well*

**19%**

*of respondents were currently studying*

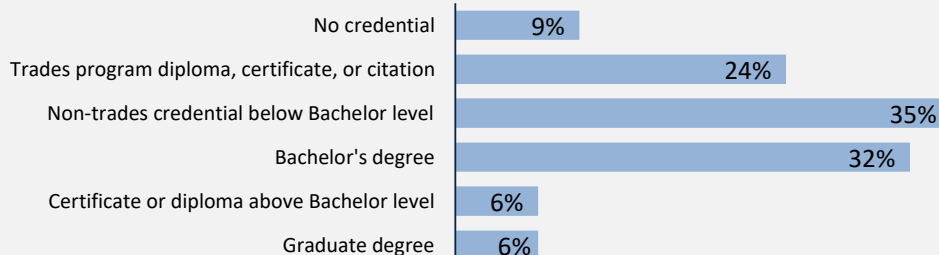
### Past Education

**62%**

*of respondents had taken previous post-secondary education*

*n = 36*

Respondents were asked if they took ABE or ESL courses during or prior to their studies



*Credentials are based on those who had taken previous post-secondary education. Respondents could report more than one type of post-secondary credential.*

#### Adult Basic Education

**15%**

#### English as a Second Language

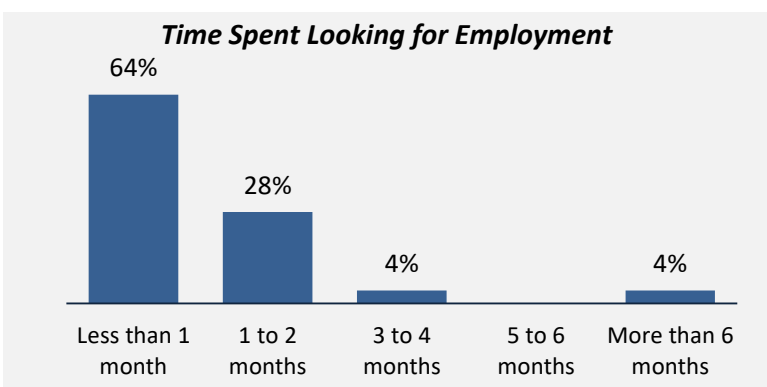
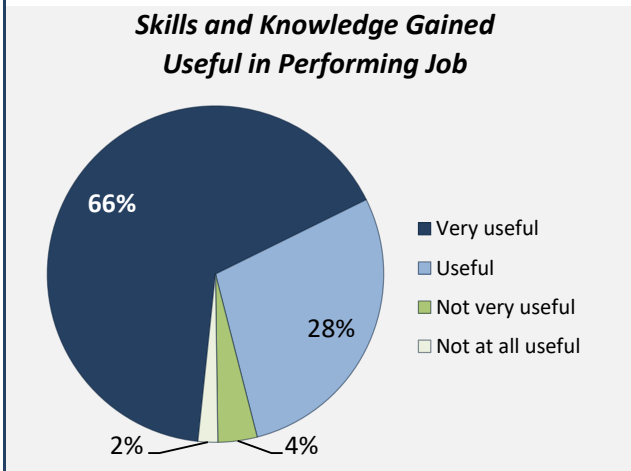
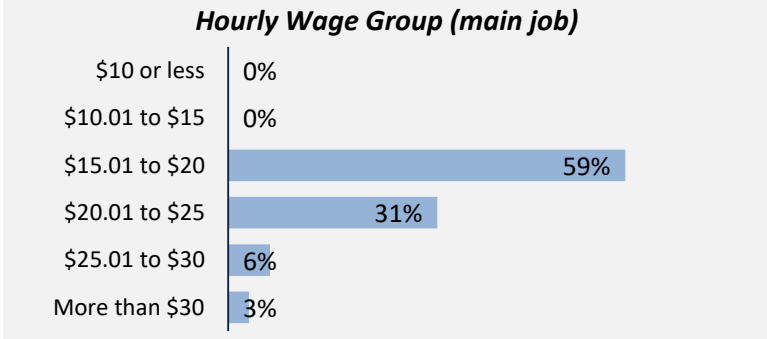
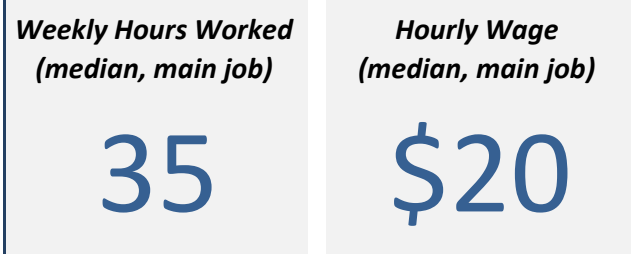
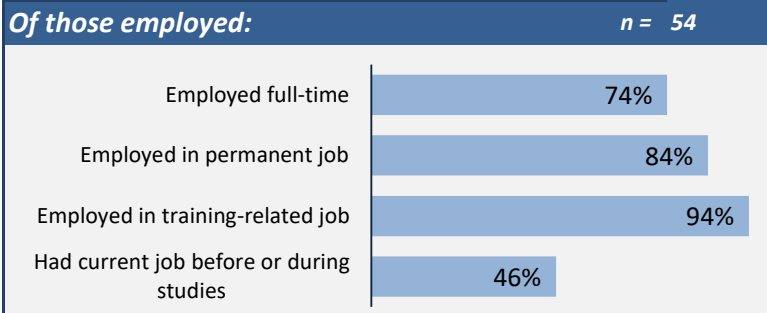
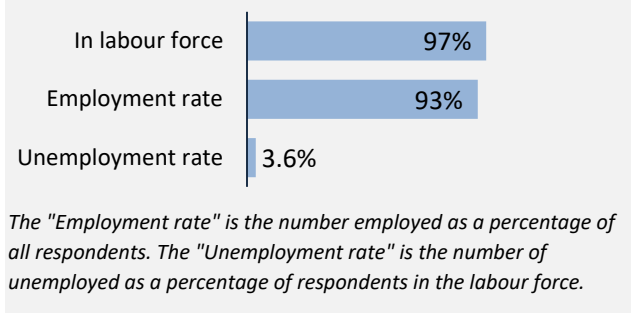
**17%**

**Applied filters:**

CPC: VCC: Early Childhood Care and Education;

<b>Cohort</b>	<b>121</b>
<b>Respondents</b>	<b>59</b>
<b>Response Rate</b>	<b>49%</b>

## Employment Outcomes



**Top Occupations (4-digit NOC)**

	# Employed	% of those employed
4214: Early childhood educators and assistants	44	81%
XXXX: Unclassified occupations	5	9%
6341: Hairstylists and barbers	1	2%
6211: Retail sales supervisors	1	2%
1411: General office support workers	1	2%
0423: Managers in social, community and correctional services	1	2%
4413: Elementary and secondary school teacher assistants	1	2%
<b>Total of top occupations</b>	<b>54</b>	<b>100%</b>
<b>Total employed</b>	<b>54</b>	

**Applied filters:**

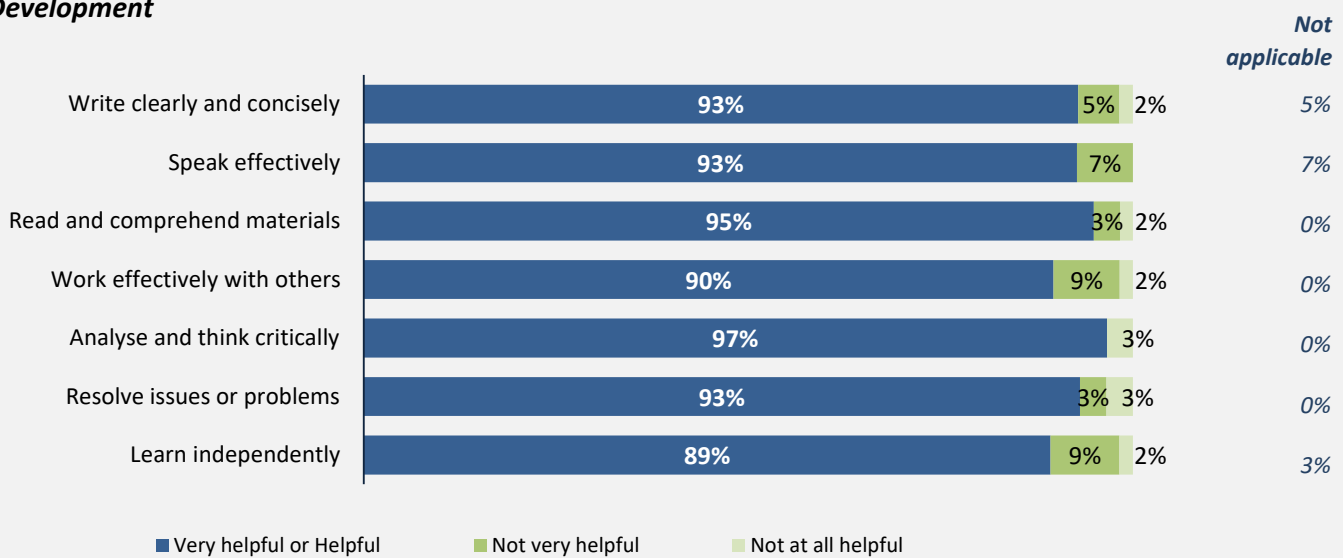
CPC: VCC: Early Childhood Care and Education;

<b>Cohort</b>	<b>121</b>
<b>Respondents</b>	<b>59</b>
<b>Response Rate</b>	<b>49%</b>

## Skill Development and Post-Secondary Experience

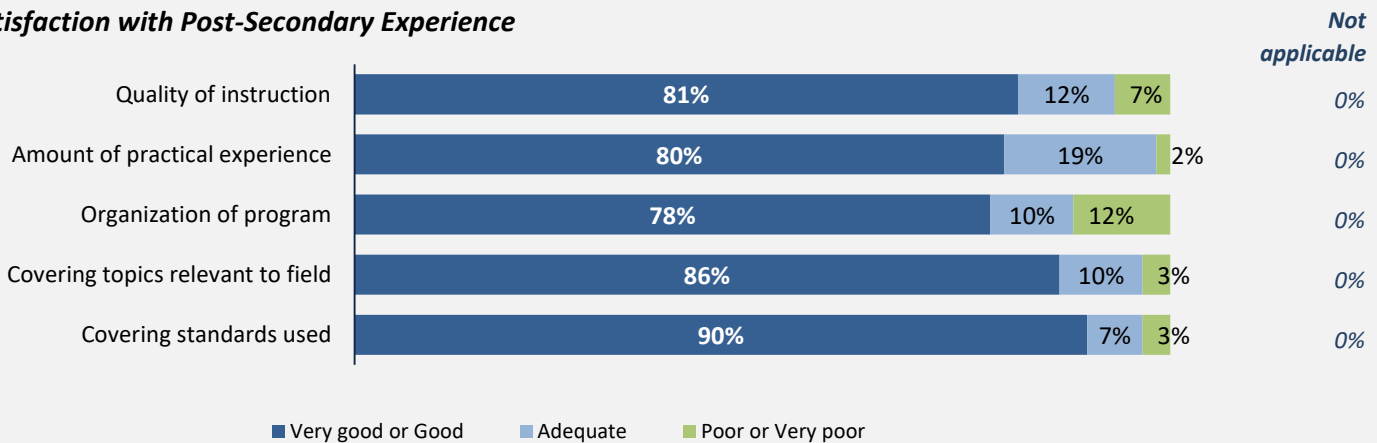
**97%** said they were very satisfied or satisfied with the education they received.

### Skill Development



Percentages are based on those who gave a valid rating, excluding those who said Not applicable.

### Satisfaction with Post-Secondary Experience



Percentages are based on those who gave a valid rating, excluding those who said Not applicable.