

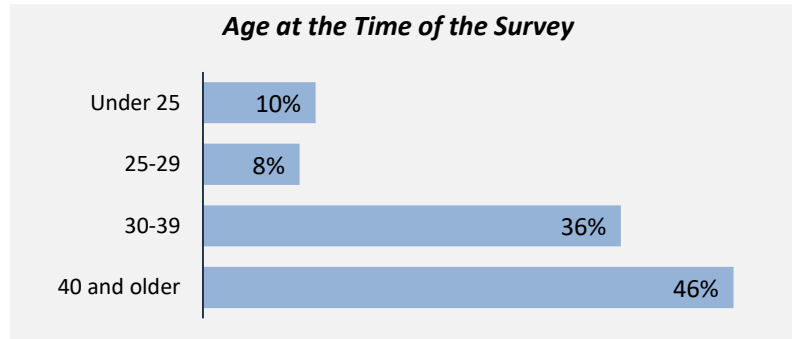

Applied filters:

CPC: VCC: Early Childhood Care and Education;

Cohort	156
Respondents	72
Response Rate	46%

Description of Survey Respondents

Demographics



Aboriginal Identity
7%
Based on domestic students only.

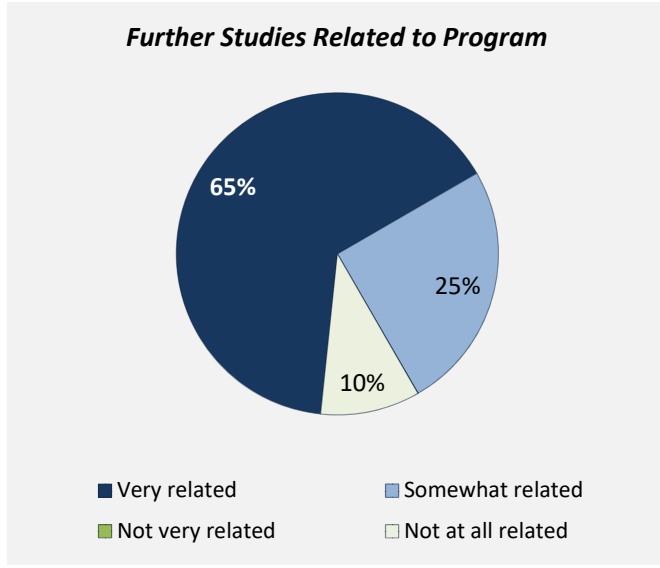
Median Age
39

Further Education

30%
 took further studies after graduating from their program
n = 21

100%
 of those who had taken further studies said their program prepared them well

21%
 of respondents were currently studying



Of those who took further studies at a different institution:

50%
 expected transfer credit
n = 4

Of those who expected transfer credit:

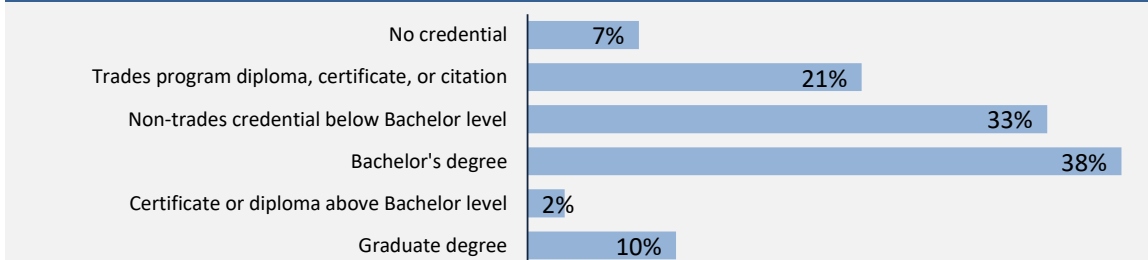
100%
 Received transfer credit

100%
 were very satisfied or satisfied with their transfer experience

Past Education

61% of respondents had taken previous post-secondary education *n = 43*

Respondents were asked if they took ABE or ESL courses during or prior to their studies



Adult Basic Education
13%

English as a Second Language
22%

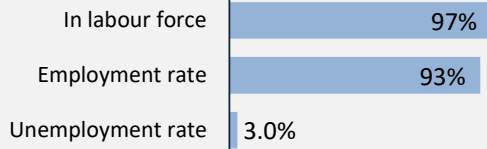
Credentials are based on those who had taken previous post-secondary education. Respondents could report more than one type of post-secondary credential.

Applied filters:

CPC: VCC: Early Childhood Care and Education;


Cohort	156
Respondents	72
Response Rate	46%

Employment Outcomes



The "Employment rate" is the number employed as a percentage of all respondents. The "Unemployment rate" is the number of unemployed as a percentage of respondents in the labour force.

Of those employed: n = 65



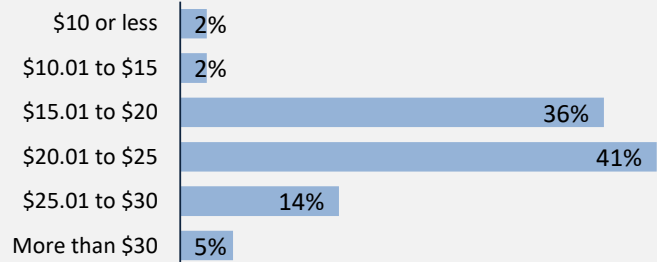
Weekly Hours Worked (median, main job)

38

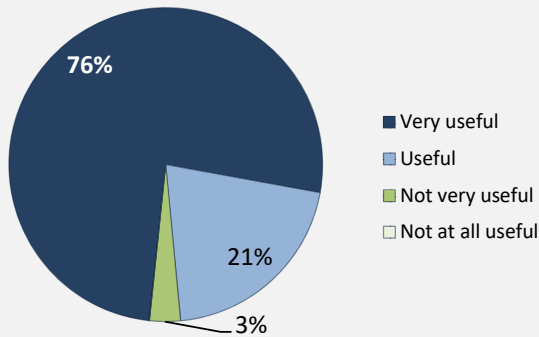
Hourly Wage (median, main job)

\$21

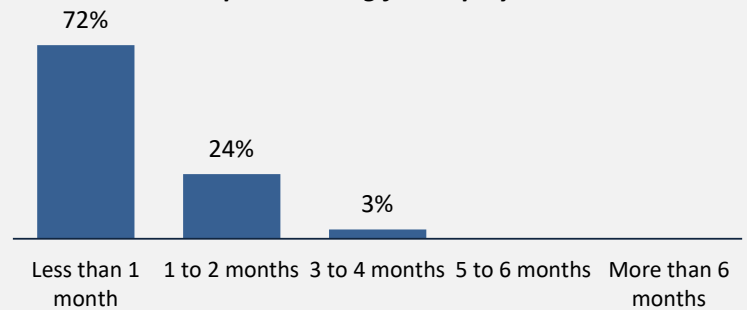
Hourly Wage Group (main job)



Skills and Knowledge Gained Useful in Performing Job



Time Spent Looking for Employment



Top Occupations (4-digit NOC)

	# Employed	% of those employed
4214: Early childhood educators and assistants	57	88%
XXXX: Unclassified occupations	3	5%
6341: Hairstylists and barbers	1	2%
4413: Elementary and secondary school teacher assistants	1	2%
1411: General office support workers	1	2%
0423: Managers in social, community and correctional services	1	2%
4411: Home child care providers	1	2%
Total of top occupations	65	100%
Total employed	65	

Applied filters:

CPC: VCC: Early Childhood Care and Education;

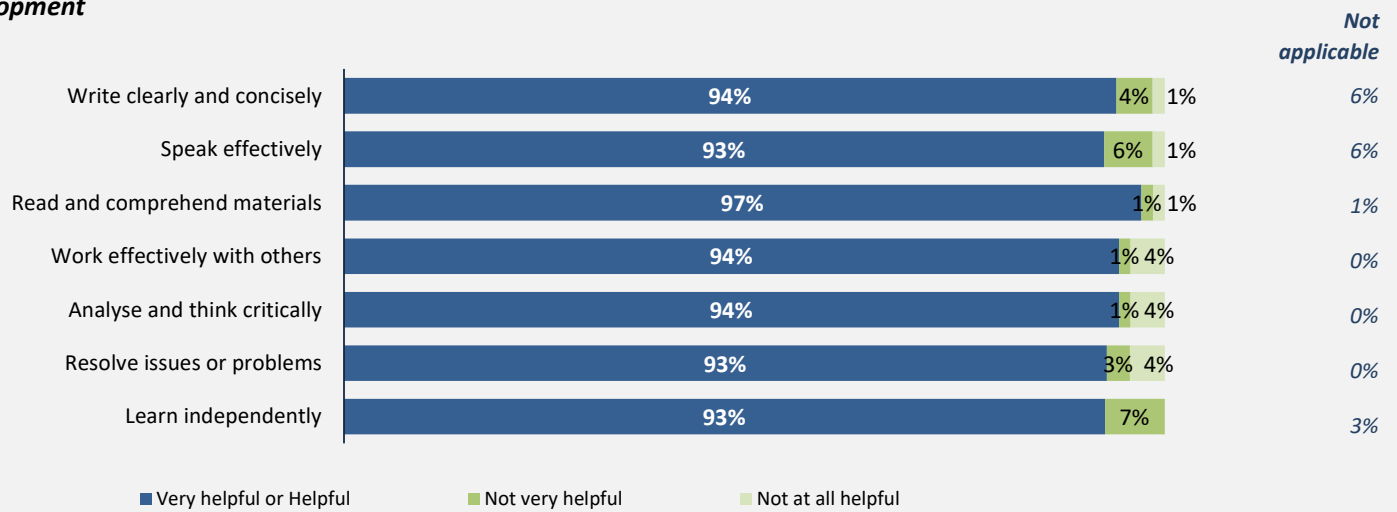
Cohort	156
Respondents	72
Response Rate	46%

Skill Development and Post-Secondary Experience

96%

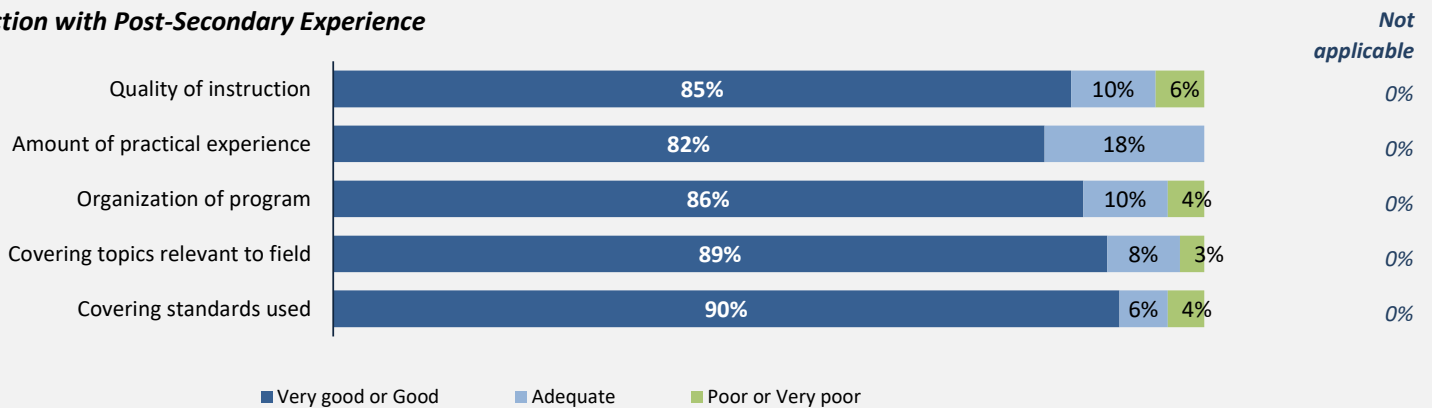
said they were very satisfied or satisfied with the education they received.

Skill Development



Percentages are based on those who gave a valid rating, excluding those who said Not applicable.

Satisfaction with Post-Secondary Experience



Percentages are based on those who gave a valid rating, excluding those who said Not applicable.