

Applied filters:

CPC: VCC: Health Unit Coordinator;

Cohort	90
Respondents	48
Response Rate	53%

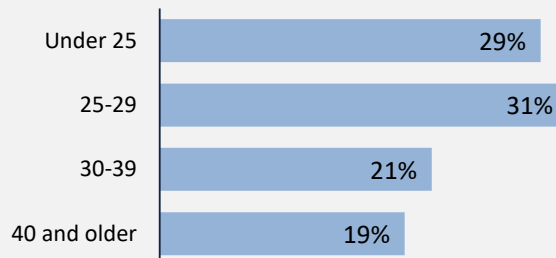
Description of Survey Respondents

Demographics

Gender



Age at the Time of the Survey



Aboriginal Identity

2%

Based on domestic students only.

Median Age

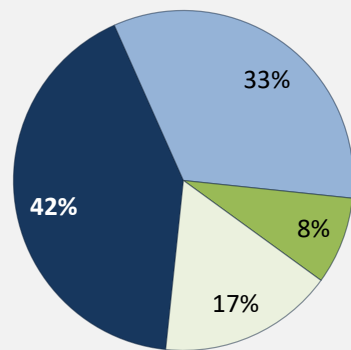
27

Further Education

25%

took further studies after graduating from their program
n = 12

Further Studies Related to Program



■ Very related ■ Somewhat related
 ■ Not very related ■ Not at all related

Of those who took further studies at a different institution:

13%

expected transfer credit
n = 1

Of those who expected transfer credit:

0%

Received transfer credit

0%

were very satisfied or satisfied with their transfer experience

86%

of those who had taken further studies said their program prepared them well

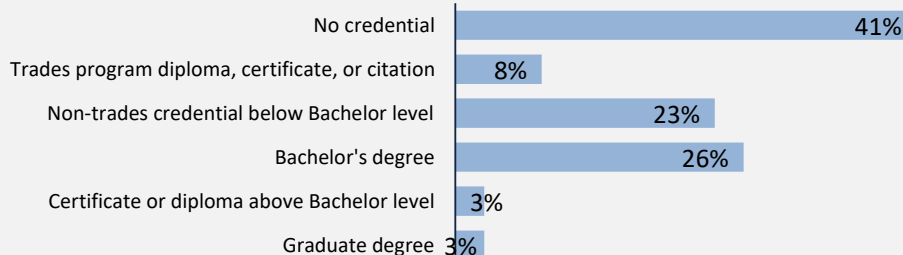
17%

of respondents were currently studying

Past Education

83% of respondents had taken previous post-secondary education *n = 40*

Respondents were asked if they took ABE or ESL courses during or prior to their studies



Credentials are based on those who had taken previous post-secondary education. Respondents could report more than one type of post-secondary credential.

Adult Basic Education

17%

English as a Second Language

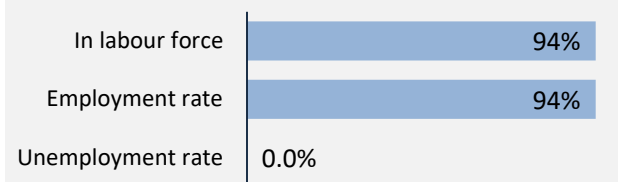
4%

Applied filters:

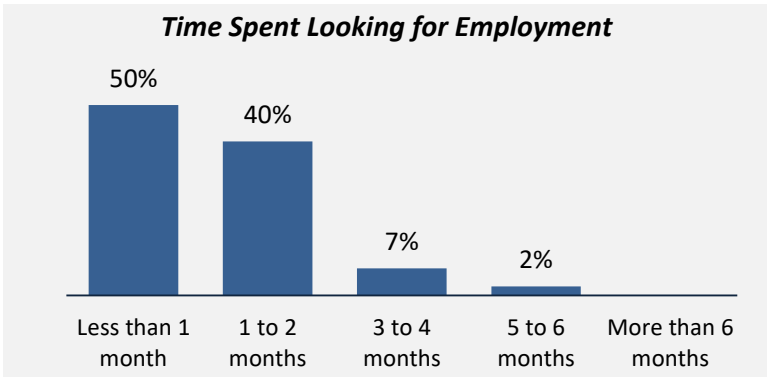
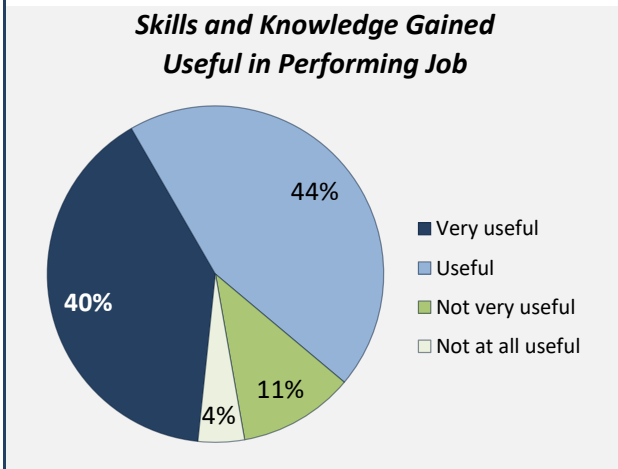
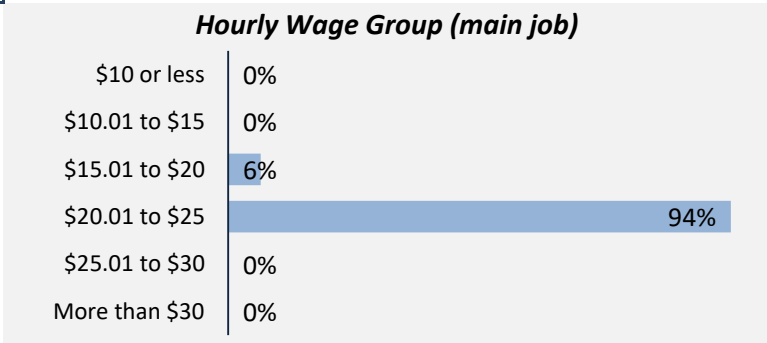
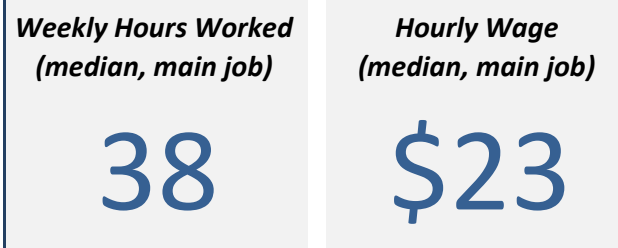
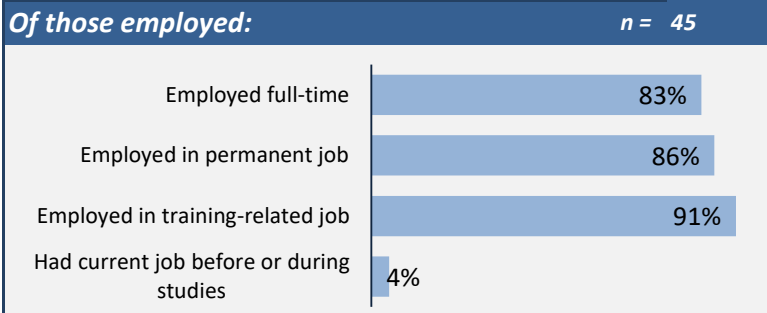
CPC: VCC: Health Unit Coordinator;

Cohort	90
Respondents	48
Response Rate	53%

Employment Outcomes



The "Employment rate" is the number employed as a percentage of all respondents. The "Unemployment rate" is the number of unemployed as a percentage of respondents in the labour force.



Top Occupations (4-digit NOC)

	# Employed	% of those employed
1411: General office support workers	21	47%
1414: Receptionists	6	13%
XXXX: Unclassified occupations	4	9%
3413: Nurse aides, orderlies and patient service associates	4	9%
1243: Medical administrative assistants	4	9%
3011: Nursing co-ordinators and supervisors	3	7%
1123: Professional occupations in advertising, marketing and public relations	1	2%
1241: Administrative assistants	1	2%
3414: Other assisting occupations in support of health services	1	2%
Total of top occupations	45	100%
Total employed	45	

Applied filters:

CPC: VCC: Health Unit Coordinator;

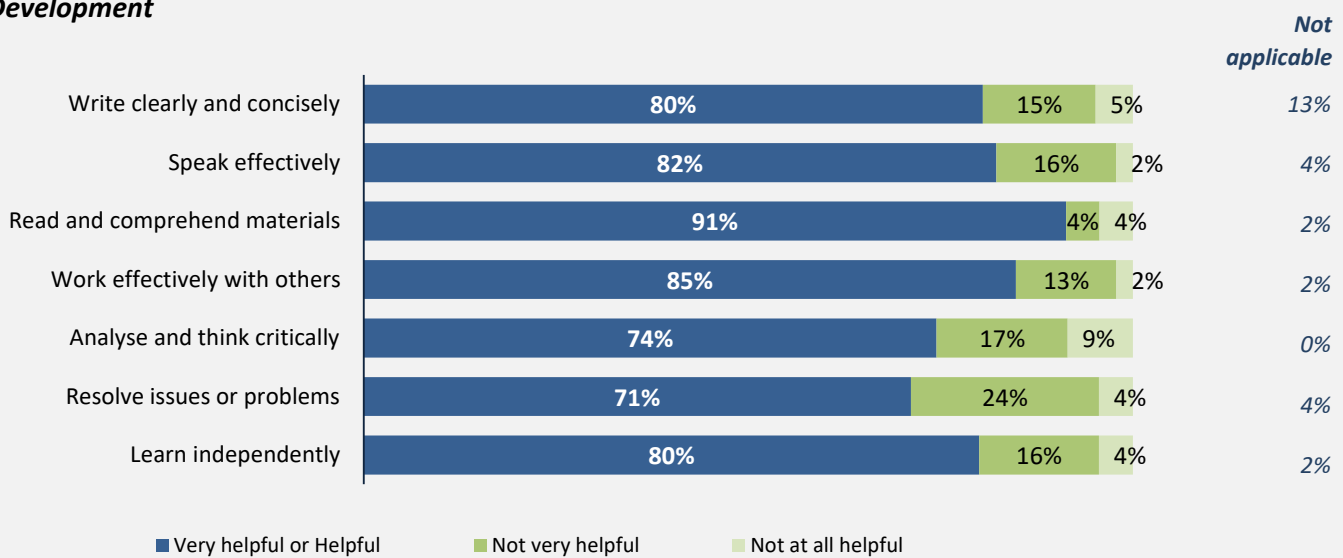
Cohort	90
Respondents	48
Response Rate	53%

Skill Development and Post-Secondary Experience

81%

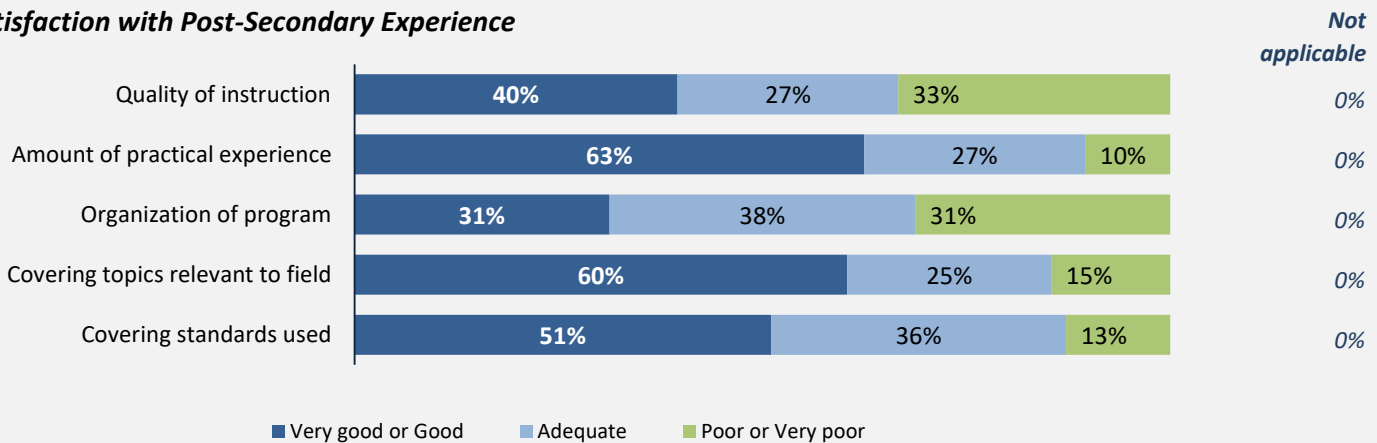
said they were very satisfied or satisfied with the education they received.

Skill Development



Percentages are based on those who gave a valid rating, excluding those who said Not applicable.

Satisfaction with Post-Secondary Experience



Percentages are based on those who gave a valid rating, excluding those who said Not applicable.