

# Summary of Survey Results: 2018 to 2022

Trades Training Type:

*Progressive apprenticeship, Traditional apprenticeship, Trades foundation, and Trades-related vocational programs*

**Applied filters:**

CPC: VCC: Heavy Duty Equipment Technician Apprentice;

Cohort	203
Respondents	93
Response Rate	46%

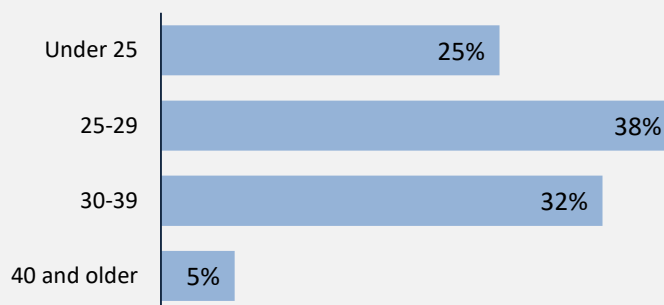
## Description of Survey Respondents

### Demographics

#### Gender



#### Age at the Time of the Survey



#### Aboriginal Identity

2%

*Based on domestic students only*

#### Median Age

28

### About the Respondents

14%

*relocated from their hometown to attend program*


9%

*took **Adult Basic Education** courses during or prior to their trades training program*

2%

*took **English as a Second Language** courses during or prior to their trades training program*

### Region respondents were living in at the time of the survey



# Summary of Survey Results: 2018 to 2022

Trades Training Type:

*Progressive apprenticeship, Traditional apprenticeship, Trades foundation, and Trades-related vocational programs*

**Applied filters:**

CPC: VCC: Heavy Duty Equipment Technician Apprentice;

Cohort	203
Respondents	93
Response Rate	46%

## Employment Outcomes

**In the labour force**

99%

**Employment rate**

98%

**Unemployment rate**


1.1%

The "Employment rate" is the number employed as a percentage of all respondents.

The "Unemployment rate" is the number of unemployed as a percentage of respondents in the labour force.

### Of those employed:

n = 89



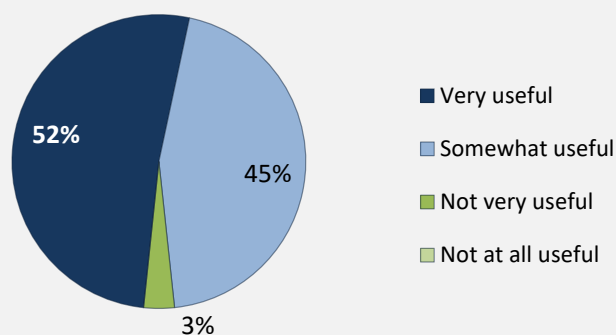
**Hourly Wage**  
(median, main job)

\$39

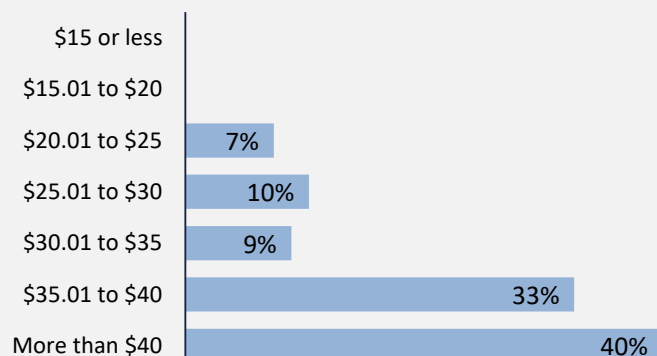
**Hours Worked**  
(median, main job)

40

### Skills and Knowledge Gained Useful in Performing Job



### Hourly Wage Group (main job)



### Top Occupations (4-digit NOC)

	# employed	% of those employed
7312: Heavy-duty equipment mechanics	65	73%
7321: Automotive service technicians, truck and bus mechanics and mechanical repairers	13	15%
7451: Longshore workers	4	4%
7612: Other trades helpers and labourers	1	1%
7521: Heavy equipment operators (except crane)	1	1%
9526: Mechanical assemblers and inspectors	1	1%
7301: Contractors and supervisors, mechanic trades	1	1%
XXXX: Unclassified occupations	1	1%
2274: Engineer officers, water transport	1	1%
7371: Crane operators	1	1%

Total of top occupations 89 100%

Total employed 89 Page 2 of 4

# Summary of Survey Results: 2018 to 2022

Trades Training Type:

*Progressive apprenticeship, Traditional apprenticeship, Trades foundation, and Trades-related vocational programs*

**Applied filters:**

CPC: VCC: Heavy Duty Equipment Technician Apprentice;

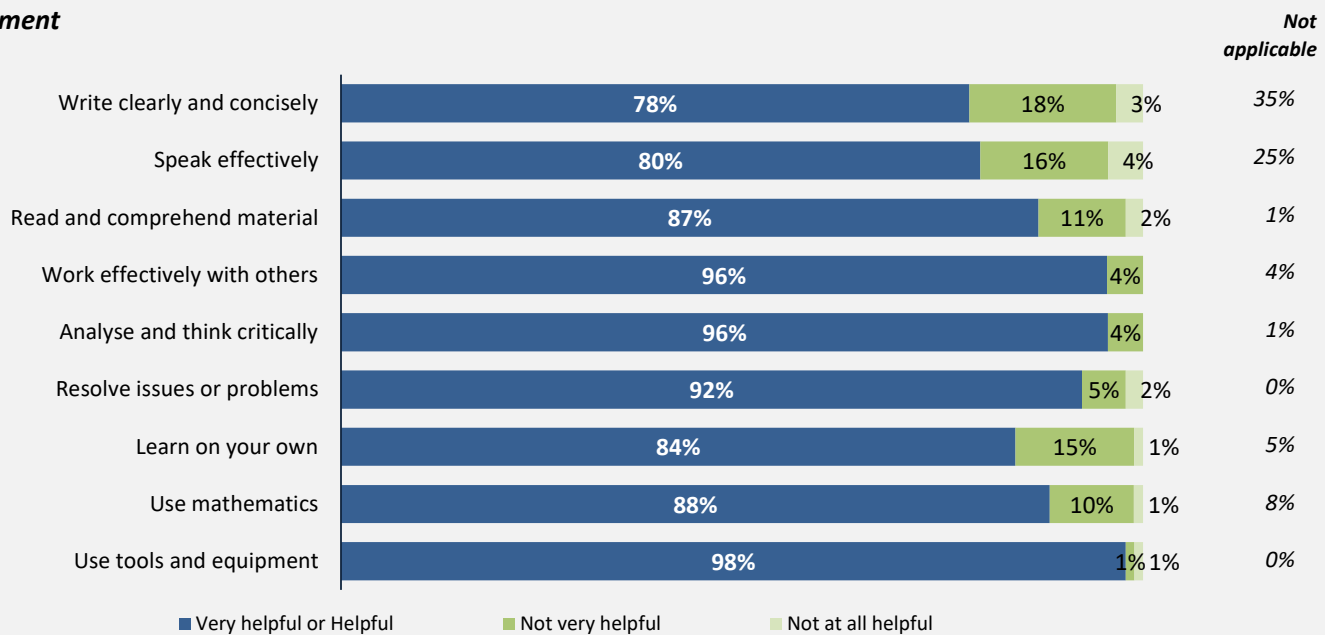
<b>Cohort</b>	<b>203</b>
<b>Respondents</b>	<b>93</b>
<b>Response Rate</b>	<b>46%</b>

## Skill Development and Post-Secondary Experience

# 92%

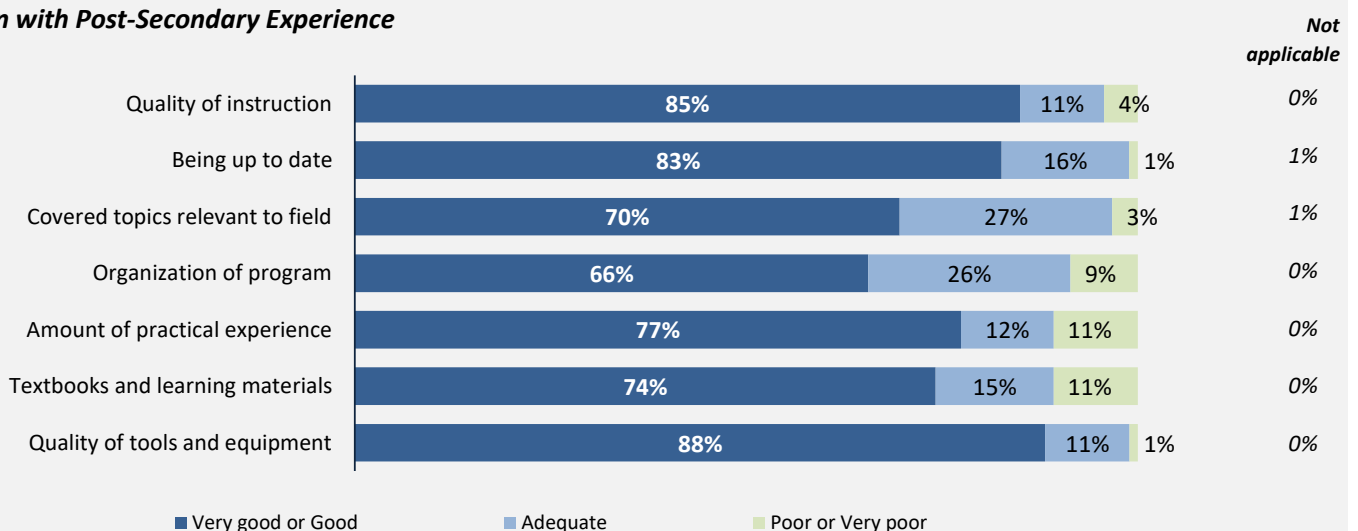
said they were very satisfied or satisfied with the education they received.

### Skill Development



Percentages are based on those who gave a valid rating, excluding those who said not applicable.

### Satisfaction with Post-Secondary Experience



Percentages are based on those who gave a valid rating, excluding those who said not applicable.

# Summary of Survey Results: 2018 to 2022

Trades Training Type:  
Progressive apprenticeship, Traditional apprenticeship

**Applied filters:**

CPC: VCC: Heavy Duty Equipment Technician Apprentice;

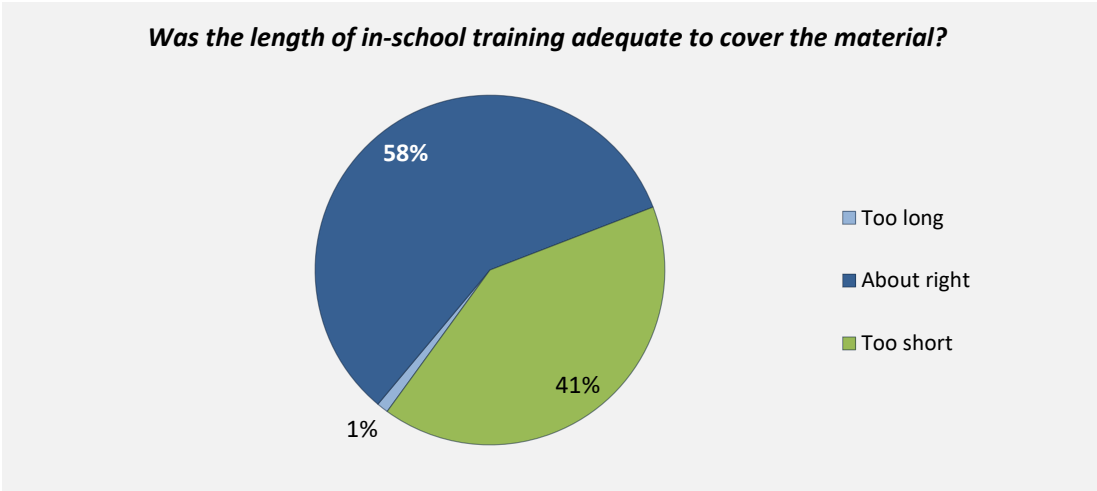
<b>Cohort</b>	<b>203</b>
<b>Respondents</b>	<b>93</b>
<b>Response Rate</b>	<b>46%</b>

## Apprenticeship programs

### In-School Experiences

**82%**  
obtained their  
Certificate of Qualification

**83%**  
said the knowledge and skills gained  
in their program were useful in  
preparing to write the Certificate of  
Qualification or Red Seal certification  
exams



### Workplace Experiences

**93%**  
said they were very satisfied or satisfied with  
their **workplace training**

**85%**  
said their workplace training was  
**related to their in-school training**

**98%**  
were **employed as an apprentice**  
**during their program**

### Employment After Leaving School

**99%** of employed respondents found a job in their trade,  
including those who had a job to return to after their training

**92%**  
had a **job in their trade**  
to return to after their training

**78%**  
were still working  
for the same employer

