

**Applied filters:**

CPC: VCC: Jewellery Art & Design;

<b>Cohort</b>	<b>69</b>
<b>Respondents</b>	<b>46</b>
<b>Response Rate</b>	<b>67%</b>

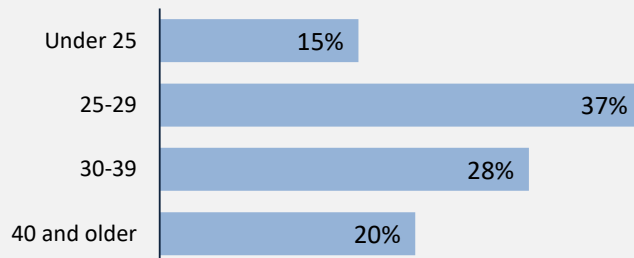
## Description of Survey Respondents

### Demographics

#### Gender



#### Age at the Time of the Survey



#### Aboriginal Identity

**5%**

*Based on domestic students only.*

#### Median Age

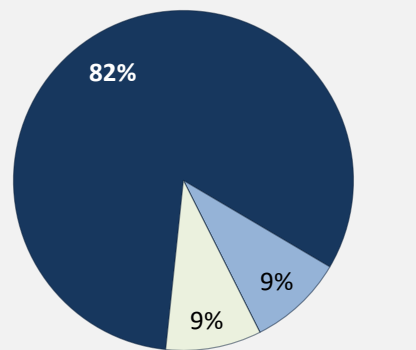
**28**

### Further Education

**24%**

took further studies after graduating from their program  
*n = 11*

#### Further Studies Related to Program



■ Very related      ■ Somewhat related  
 ■ Not very related      ■ Not at all related

#### Of those who took further studies at a different institution:

**100%**

expected transfer credit  
*n = 2*

#### Of those who expected transfer credit:

**0%**

Received transfer credit

**50%**

were very satisfied or satisfied with their transfer experience

**82%**

of those who had taken further studies said their program prepared them well

**22%**

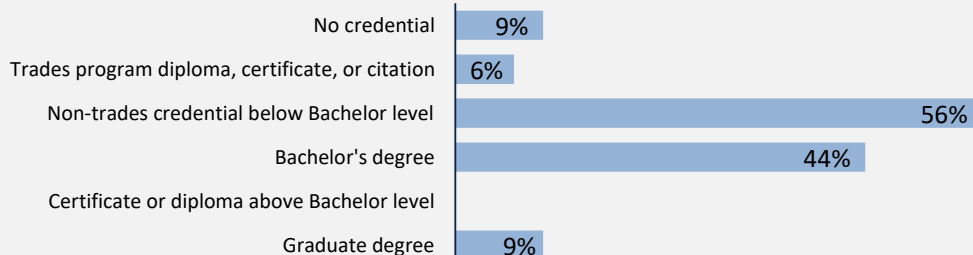
of respondents were currently studying

### Past Education

**72%**

of respondents had taken previous post-secondary education  
*n = 33*

Respondents were asked if they took ABE or ESL courses during or prior to their studies



*Credentials are based on those who had taken previous post-secondary education. Respondents could report more than one type of post-secondary credential.*

#### Adult Basic Education

**2%**

#### English as a Second Language

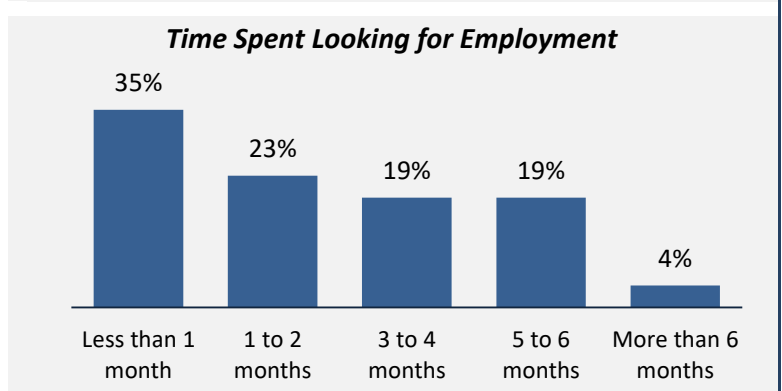
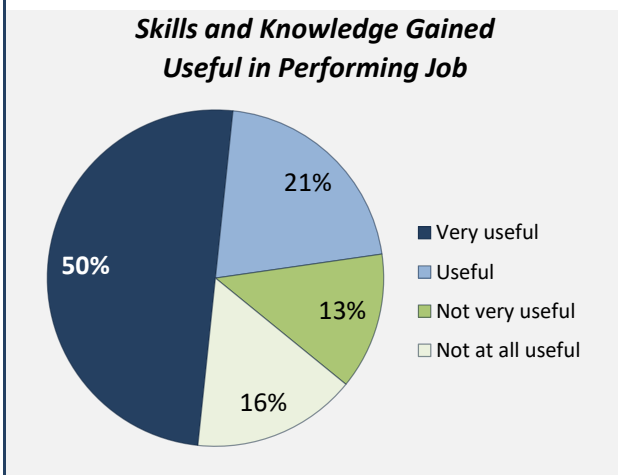
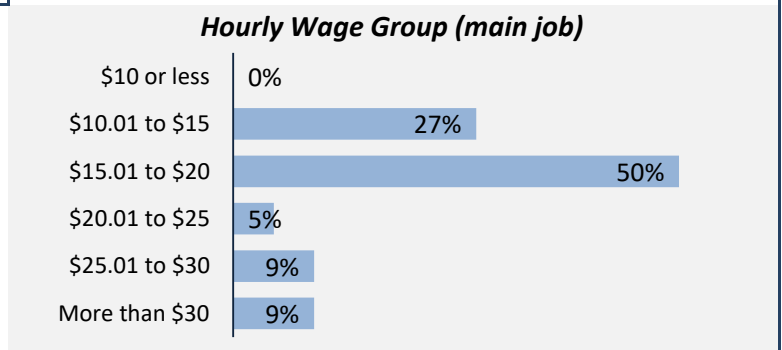
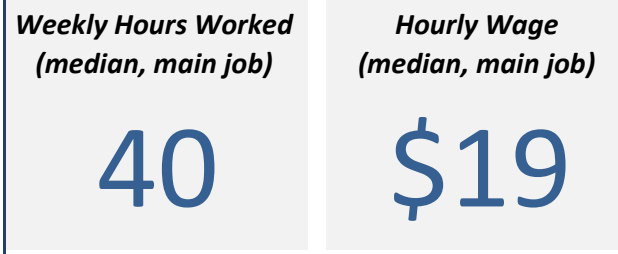
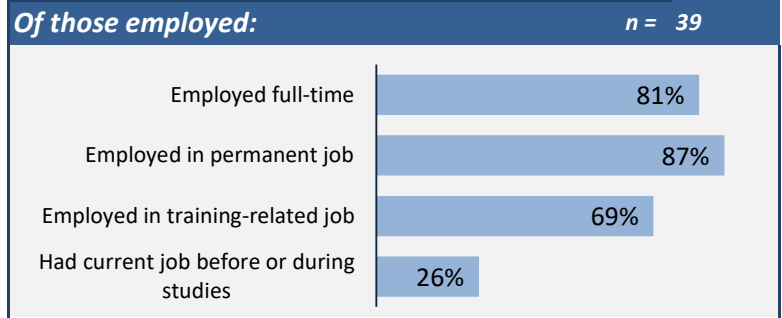
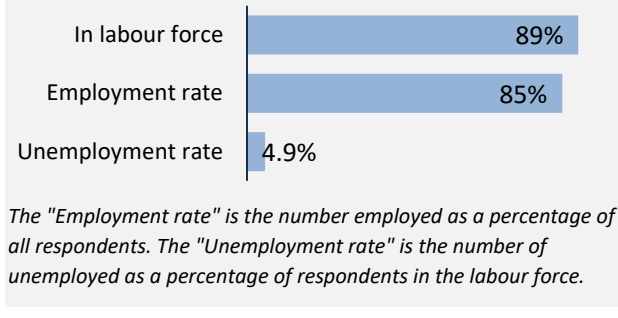
**7%**

**Applied filters:**

CPC: VCC: Jewellery Art & Design;

<b>Cohort</b>	<b>69</b>
<b>Respondents</b>	<b>46</b>
<b>Response Rate</b>	<b>67%</b>

## Employment Outcomes



**Top Occupations (4-digit NOC)**

	# Employed	% of those employed
6344: Jewellers, jewellery and watch repairers and related occupations	14	36%
6421: Retail salespersons	6	15%
5244: Artisans and craftspersons	5	13%
XXXX: Unclassified occupations	4	10%
9537: Other products assemblers, finishers and inspectors	2	5%
6552: Other customer and information services representatives	1	3%
1411: General office support workers	1	3%
6562: Estheticians, electrologists and related occupations	1	3%
6622: Store shelf stockers, clerks and order fillers	1	3%
6322: Cooks	1	3%
<b>Total of top occupations</b>	<b>36</b>	<b>92%</b>
<b>Total employed</b>	<b>39</b>	

**Applied filters:**

CPC: VCC: Jewellery Art & Design;

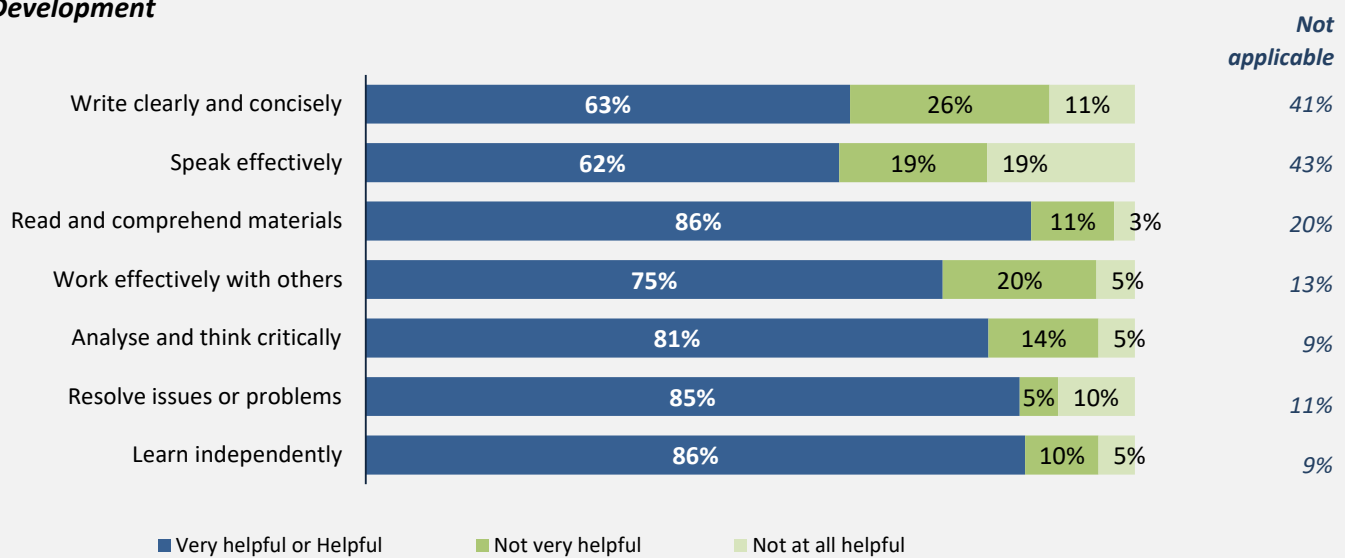
<b>Cohort</b>	<b>69</b>
<b>Respondents</b>	<b>46</b>
<b>Response Rate</b>	<b>67%</b>

## Skill Development and Post-Secondary Experience

**78%**

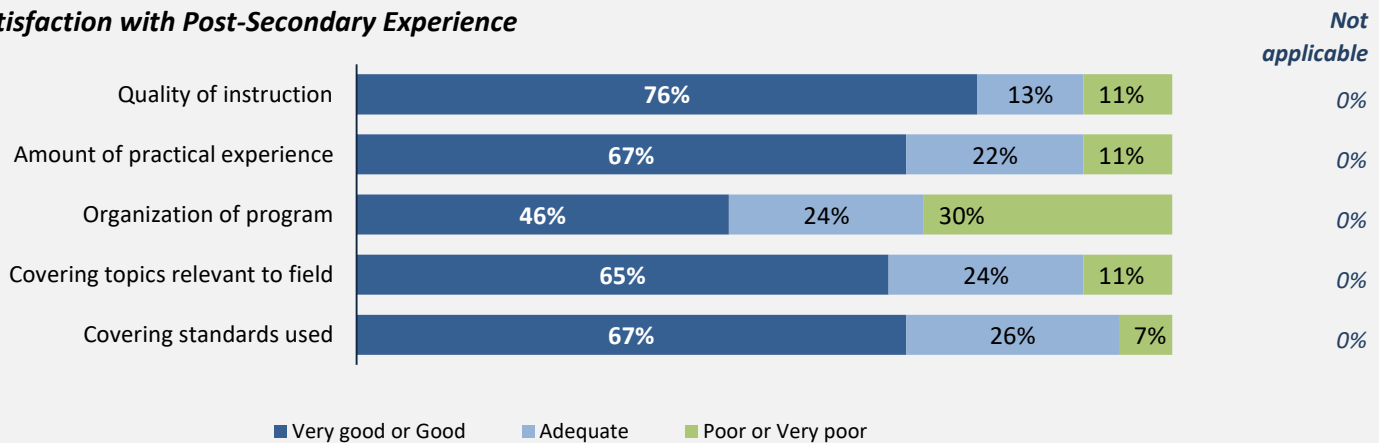
said they were very satisfied or satisfied with the education they received.

### Skill Development



Percentages are based on those who gave a valid rating, excluding those who said Not applicable.

### Satisfaction with Post-Secondary Experience



Percentages are based on those who gave a valid rating, excluding those who said Not applicable.