

**Applied filters:**

CPC: VCC: Networking Technology;

<b>Cohort</b>	<b>18</b>
<b>Respondents</b>	<b>10</b>
<b>Response Rate</b>	<b>56%</b>

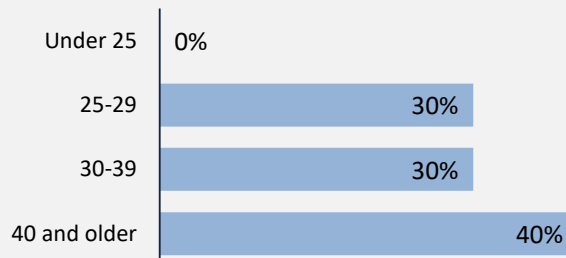
## Description of Survey Respondents

### Demographics

#### Gender



#### Age at the Time of the Survey



#### Aboriginal Identity

**10%**

*Based on domestic students only.*

#### Median Age

**35**

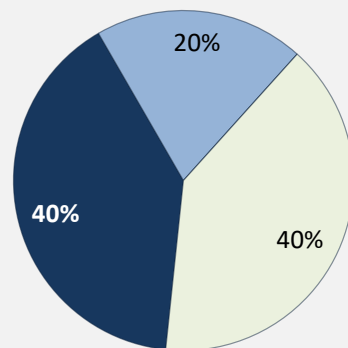
### Further Education

**50%**

*took further studies after graduating from their program*

*n = 5*

#### Further Studies Related to Program



■ Very related    ■ Somewhat related  
 ■ Not very related    ■ Not at all related

#### Of those who took further studies at a different institution:

**0%**

*expected transfer credit*  
*n = 0*

#### Of those who expected transfer credit:

—

*Received transfer credit*

—

*were very satisfied or satisfied with their transfer experience*

**100%**

*of those who had taken further studies said their program prepared them well*


**40%**

*of respondents were currently studying*

### Past Education

**100%** *of respondents had taken previous post-secondary education*

*n = 9*



*Credentials are based on those who had taken previous post-secondary education. Respondents could report more than one type of post-secondary credential.*

Respondents were asked if they took ABE or ESL courses during or prior to their studies

#### Adult Basic Education

**0%**

#### English as a Second Language

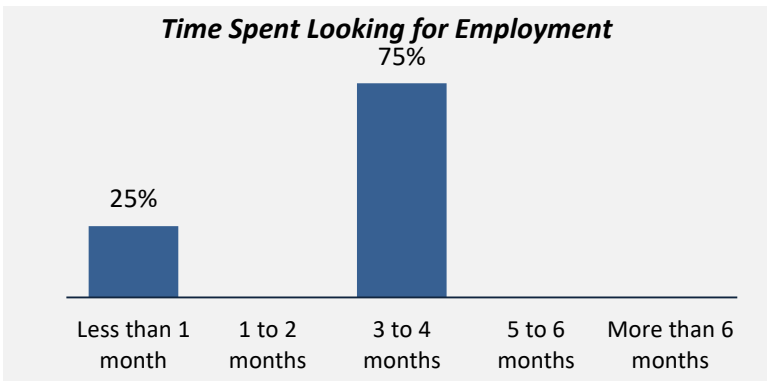
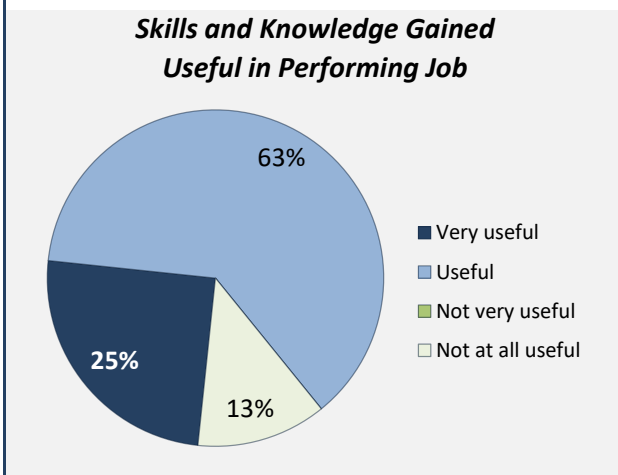
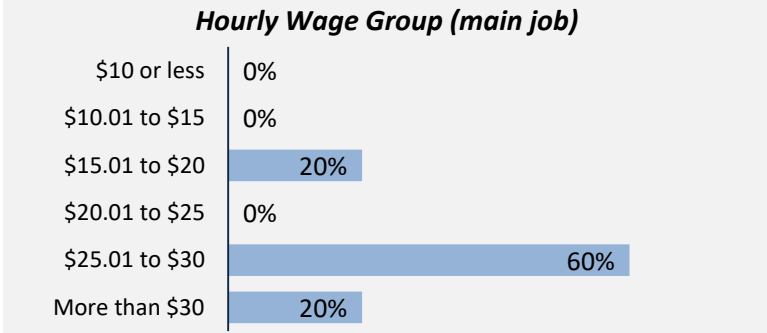
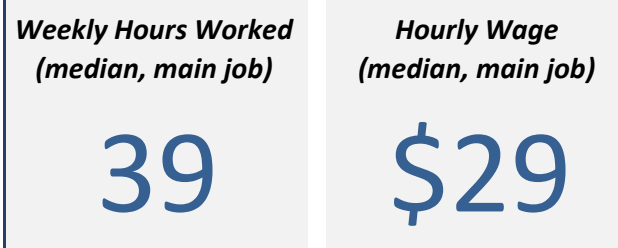
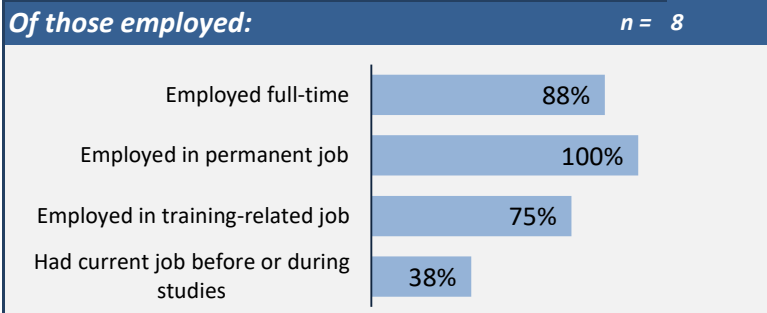
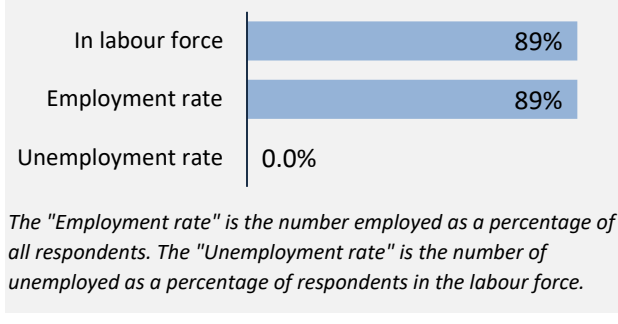
**0%**

**Applied filters:**

CPC: VCC: Networking Technology;

<b>Cohort</b>	<b>18</b>
<b>Respondents</b>	<b>10</b>
<b>Response Rate</b>	<b>56%</b>

### Employment Outcomes



**Top Occupations (4-digit NOC)**

	# Employed	% of those employed
2281: Computer network technicians	2	25%
2282: User support technicians	1	13%
XXXX: Unclassified occupations	1	13%
7452: Material handlers	1	13%
2171: Information systems analysts and consultants	1	13%
0213: Computer and information systems managers	1	13%
0113: Purchasing managers	1	13%
<b>Total of top occupations</b>	<b>8</b>	<b>100%</b>
<b>Total employed</b>	<b>8</b>	

**Applied filters:**

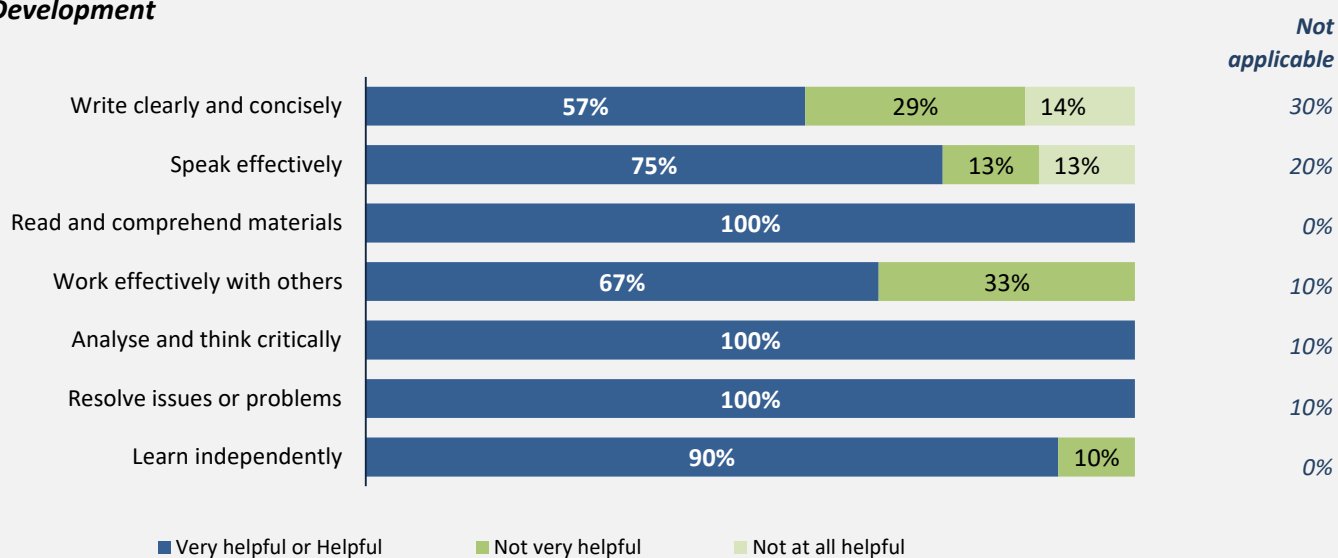
CPC: VCC: Networking Technology;

<b>Cohort</b>	<b>18</b>
<b>Respondents</b>	<b>10</b>
<b>Response Rate</b>	<b>56%</b>

## Skill Development and Post-Secondary Experience

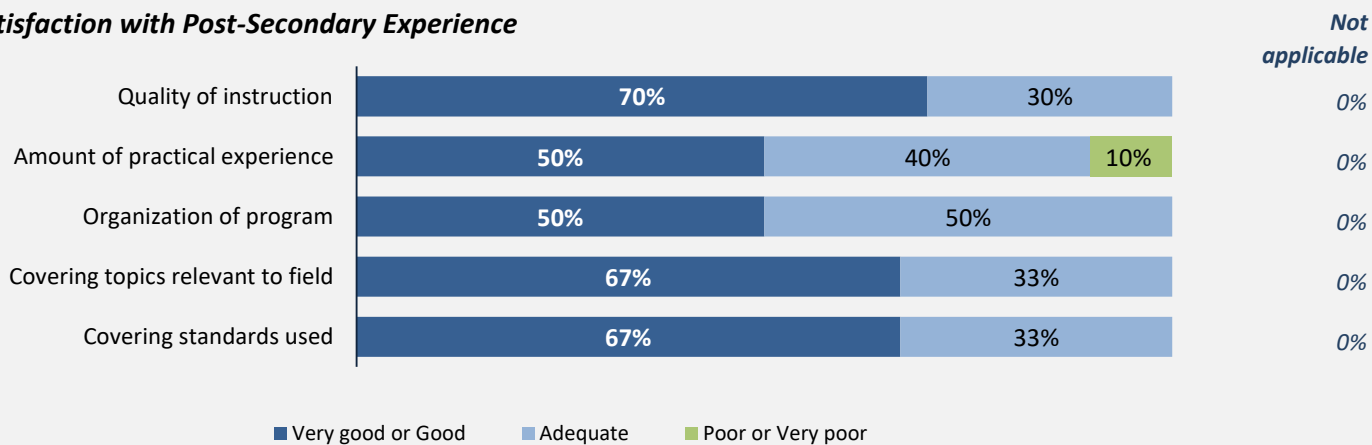
**100%** said they were very satisfied or satisfied with the education they received.

### Skill Development



Percentages are based on those who gave a valid rating, excluding those who said Not applicable.

### Satisfaction with Post-Secondary Experience



Percentages are based on those who gave a valid rating, excluding those who said Not applicable.