

Applied filters:

CPC: VCC: Paralegal, VCC: Paralegal Diploma, VCC: Paralegal - Litigation, VCC: Paralegal - Conveyancing, VCC: Paralegal - Corporate, VCC: Paralegal - Family and Estate;

Cohort	336
Respondents	151
Response Rate	45%

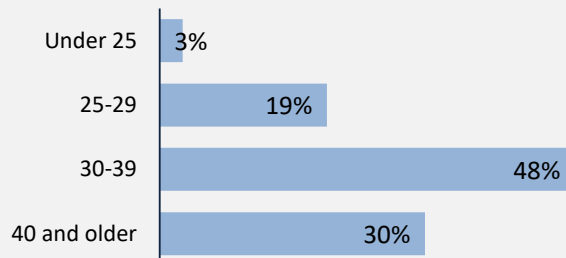
Description of Survey Respondents

Demographics

Gender



Age at the Time of the Survey



Aboriginal Identity

2%

Based on domestic students only.

Median Age

34

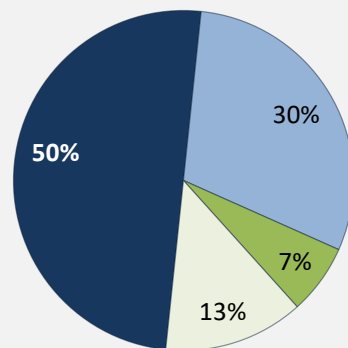
Further Education

21%

took further studies after graduating from their program

n = 32

Further Studies Related to Program



Very related Somewhat related
 Not very related Not at all related

Of those who took further studies at a different institution:

8%

expected transfer credit
n = 1

Of those who expected transfer credit:

0%

Received transfer credit

96%

of those who had taken further studies said their program prepared them well

17%

of respondents were currently studying

100%

were very satisfied or satisfied with their transfer experience

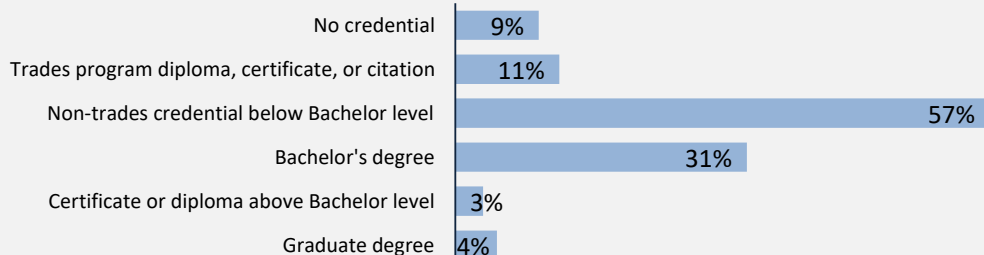
Past Education

93%

of respondents had taken previous post-secondary education

n = 141

Respondents were asked if they took ABE or ESL courses during or prior to their studies



Credentials are based on those who had taken previous post-secondary education. Respondents could report more than one type of post-secondary credential.

Adult Basic Education

6%

English as a Second Language

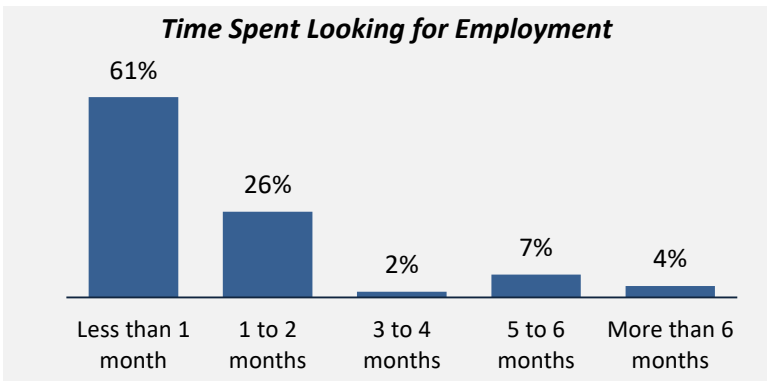
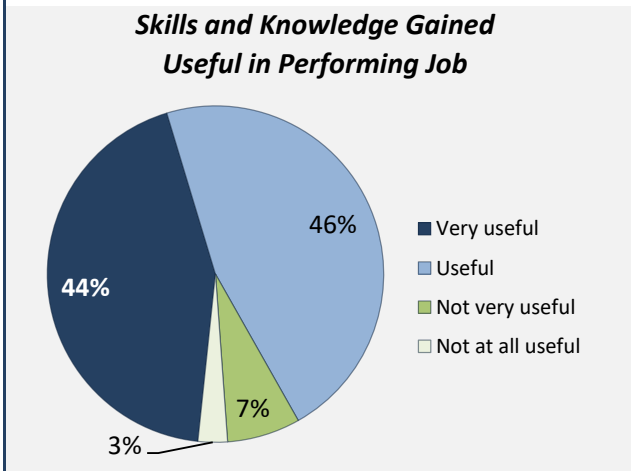
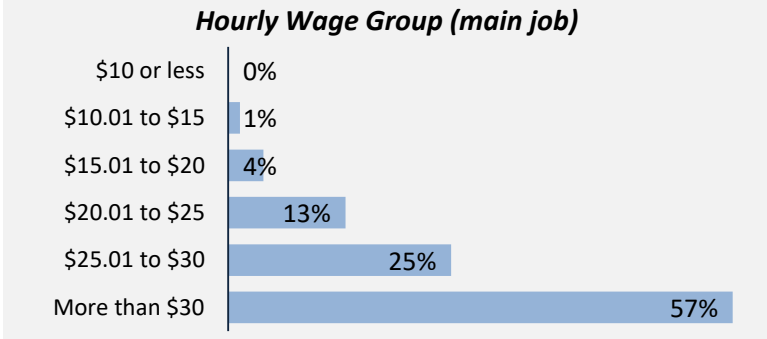
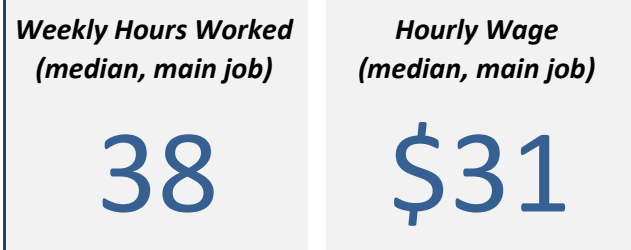
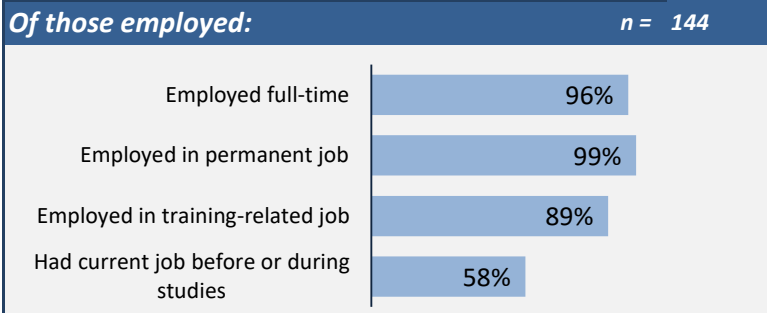
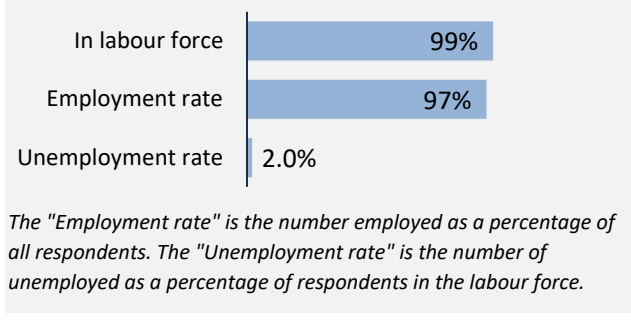
8%

Applied filters:

CPC: VCC: Paralegal, VCC: Paralegal Diploma, VCC: Paralegal - Litigation, VCC: Paralegal - Conveyancing, VCC: Paralegal - Corporate, VCC: Paralegal - Family and Estate;

Cohort	336
Respondents	151
Response Rate	45%

Employment Outcomes



Top Occupations (4-digit NOC)

	# Employed	% of those employed
4211: Paralegal and related occupations	87	60%
1242: Legal administrative assistants	40	28%
XXXX: Unclassified occupations	5	3%
1222: Executive assistants	2	1%
1221: Administrative officers	1	1%
5121: Authors and writers	1	1%
4413: Elementary and secondary school teacher assistants	1	1%
4423: By-law enforcement and other regulatory officers, n.e.c.	1	1%
6232: Real estate agents and salespersons	1	1%
5134: Dancers	1	1%
Total of top occupations	140	97%
Total employed	144	

Applied filters:

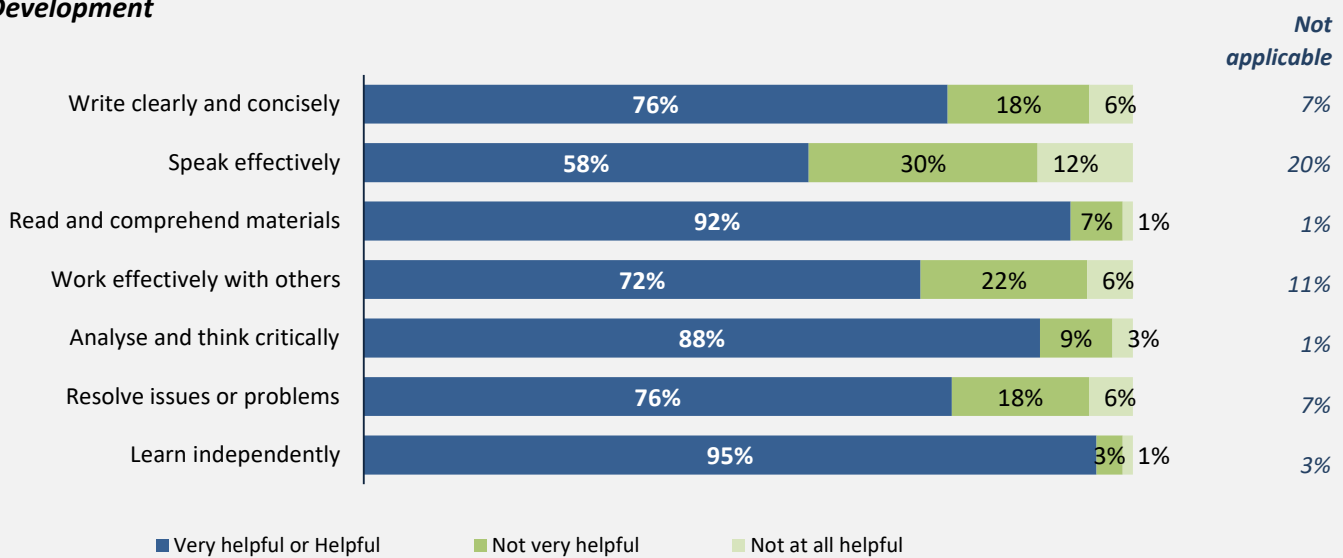
CPC: VCC: Paralegal, VCC: Paralegal Diploma, VCC: Paralegal - Litigation, VCC: Paralegal - Conveyancing, VCC: Paralegal - Corporate, VCC: Paralegal - Family and Estate;

Cohort	336
Respondents	151
Response Rate	45%

Skill Development and Post-Secondary Experience

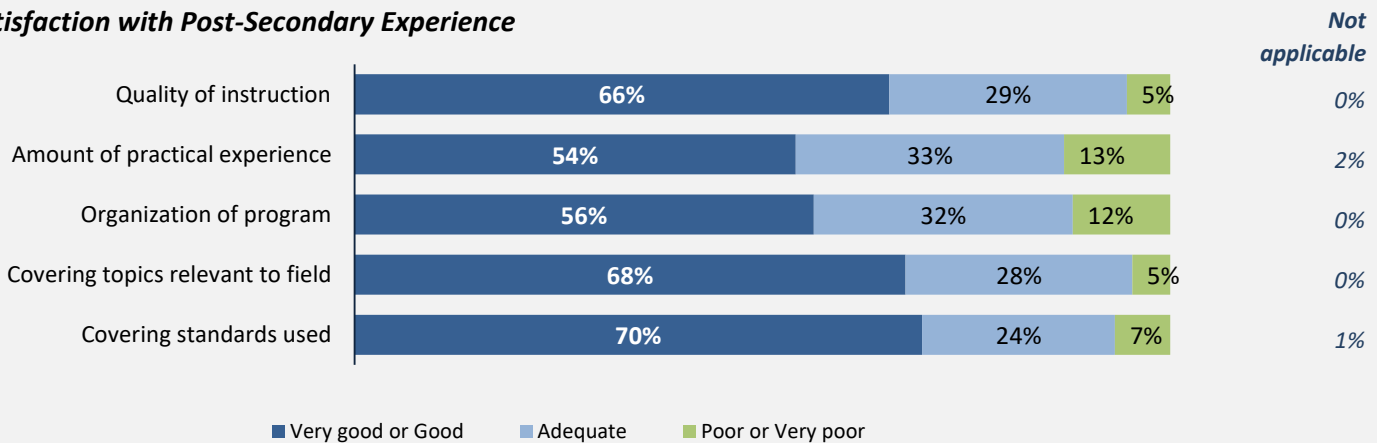
93% said they were very satisfied or satisfied with the education they received.

Skill Development



Percentages are based on those who gave a valid rating, excluding those who said Not applicable.

Satisfaction with Post-Secondary Experience



Percentages are based on those who gave a valid rating, excluding those who said Not applicable.