

Summary of Survey Results: 2021-2025

Trades Training Type:
Progressive apprenticeship, Traditional apprenticeship, Trades foundation, and Trades-related vocational programs

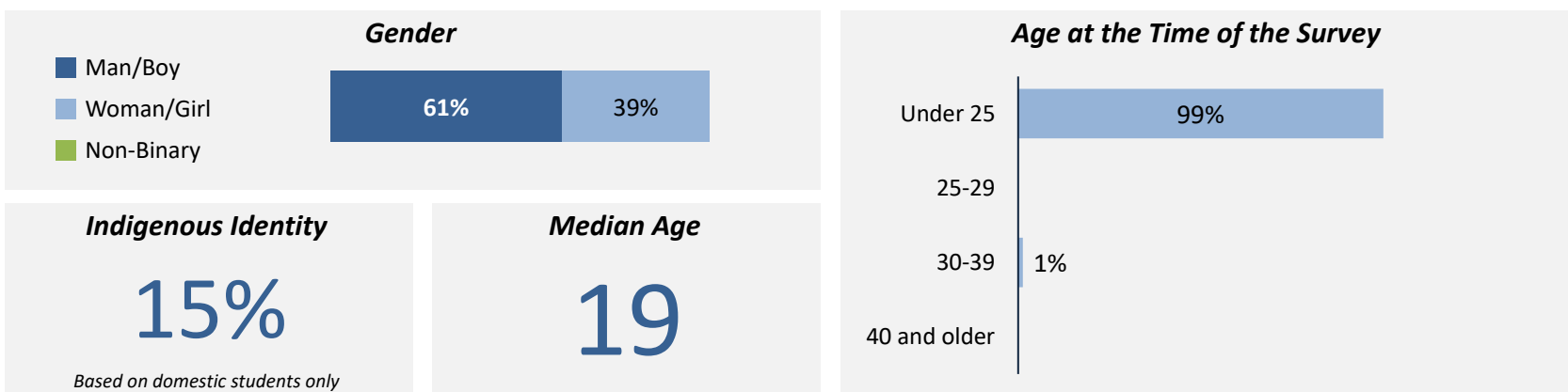
Applied filters:

CPC: VCC: Professional Cook 1 ITA Youth;

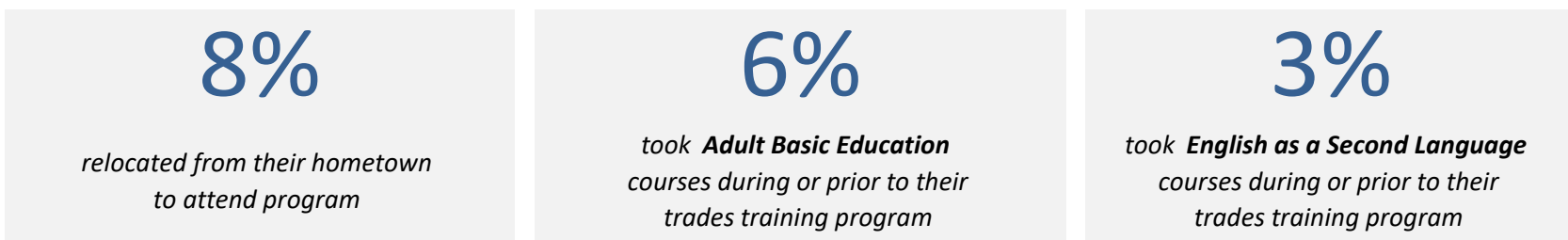
Cohort	178
Respondents	79
Response Rate	44%

Description of Survey Respondents


Demographics



About the Respondents



Region respondents were living in at the time of the survey



Summary of Survey Results: 2021-2025

Trades Training Type:
Progressive apprenticeship, Traditional apprenticeship, Trades foundation, and Trades-related vocational programs

Applied filters:

CPC: VCC: Professional Cook 1 ITA Youth;

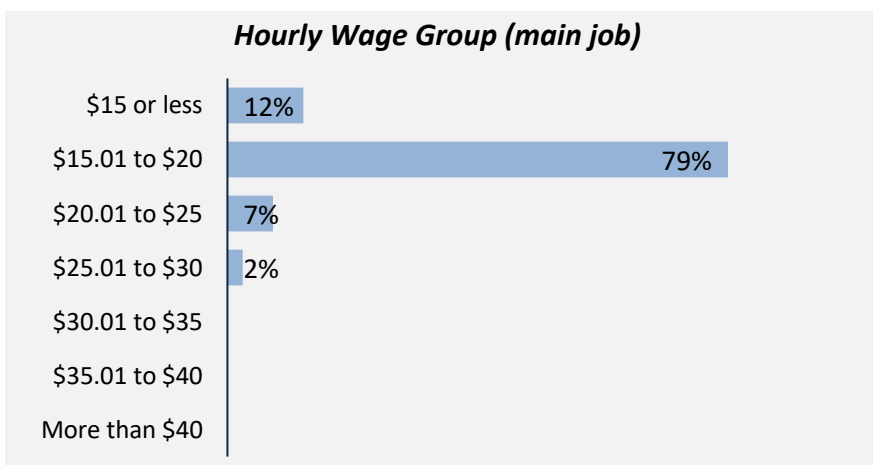
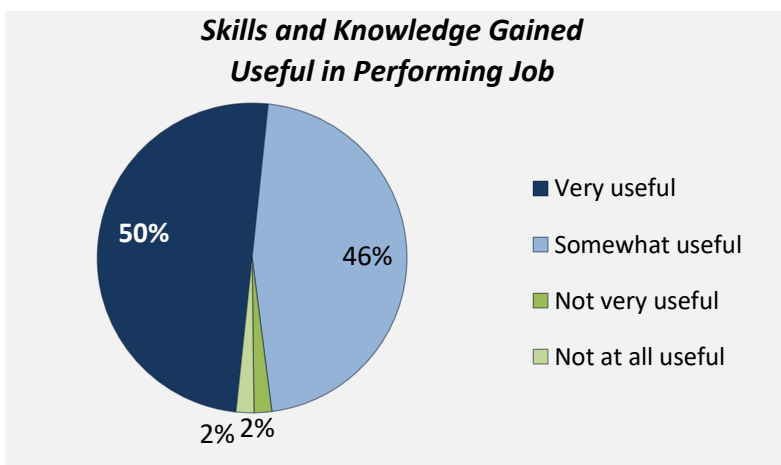
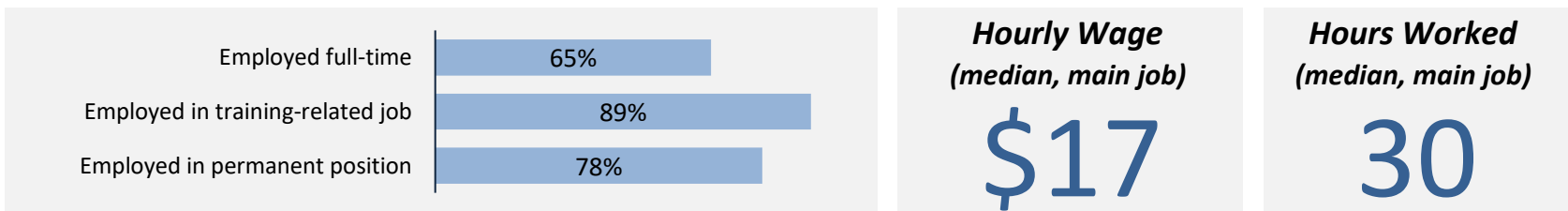
Cohort 178
 Respondents 79
 Response Rate 44%

Employment Outcomes



The "Employment rate" is the number employed as a percentage of all respondents.
 The "Unemployment rate" is the number of unemployed as a percentage of respondents in the labour force.

Of those employed: n = 56



Top Occupations (5-digit NOC)	# employed	% of those employed
63200: Cooks	37	66%
65201: Food counter attendants, kitchen helpers and related support occupations	9	16%
64100: Retail salespersons and visual merchandisers	2	4%
62200: Chefs	2	4%
XXXXX: Unclassified occupations	2	4%
65109: Other sales related occupations	1	2%
75101: Material handlers	1	2%
75110: Construction trades helpers and labourers	1	2%
22221: User support technicians	1	2%
Total of top occupations	56	100%
Total employed	56	

Summary of Survey Results: 2021-2025

Trades Training Type:

Progressive apprenticeship, Traditional apprenticeship, Trades foundation, and Trades-related vocational programs

Applied filters:

CPC: VCC: Professional Cook 1 ITA Youth;

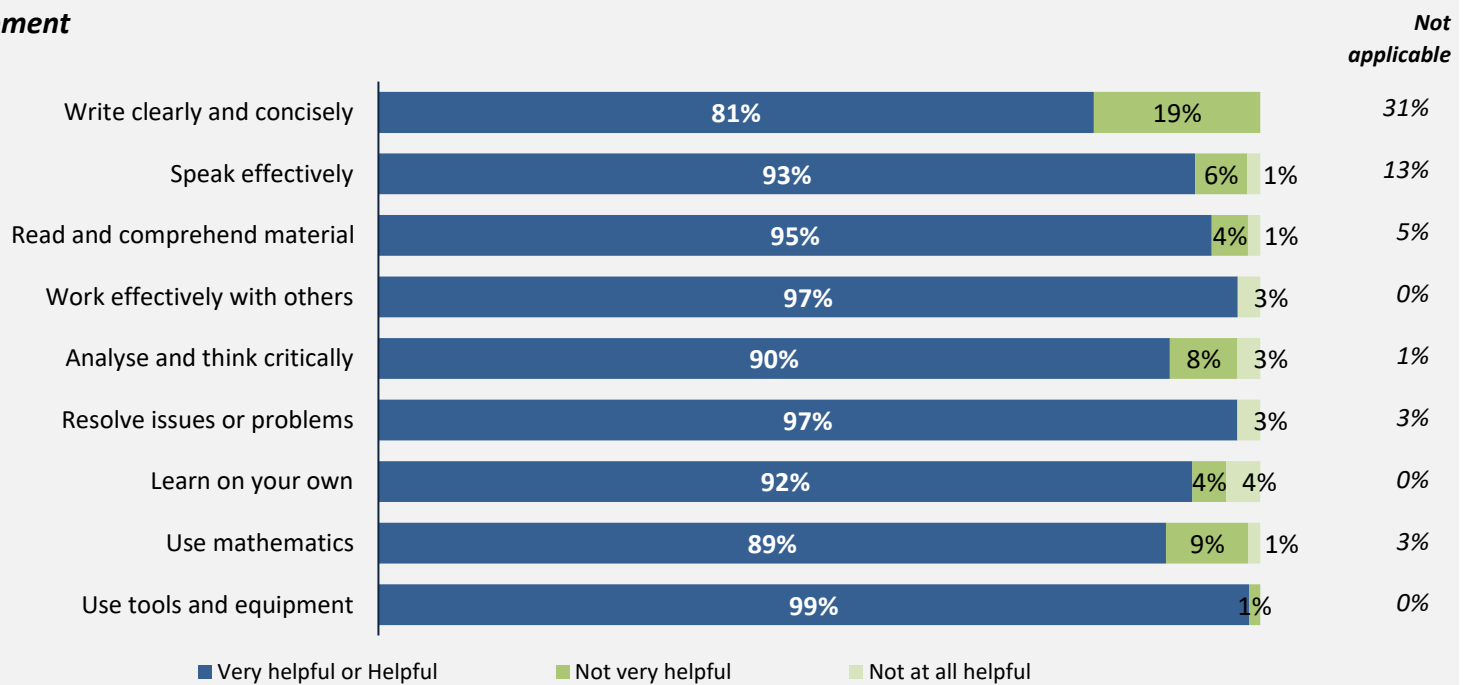
Cohort	178
Respondents	79
Response Rate	44%

Skill Development and Post-Secondary Experience

94%

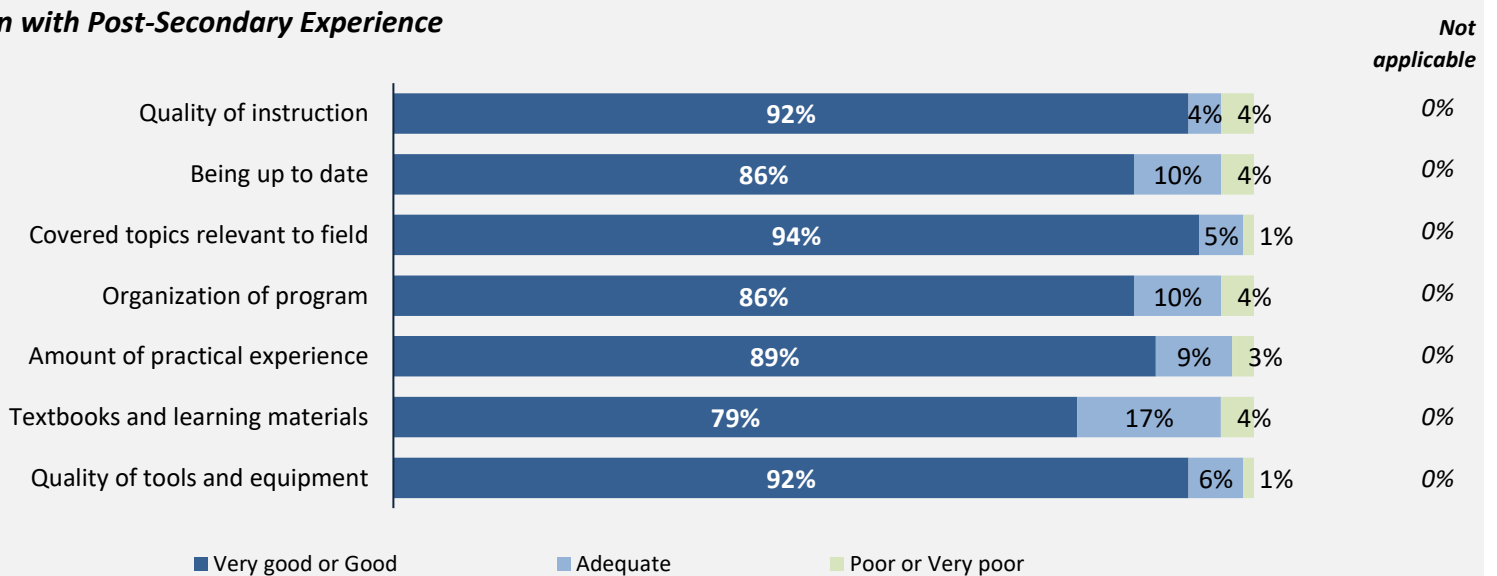
said they were very satisfied or satisfied with the education they received.

Skill Development



Percentages are based on those who gave a valid rating, excluding those who said not applicable.

Satisfaction with Post-Secondary Experience



Percentages are based on those who gave a valid rating, excluding those who said not applicable.

Trades Training Type:

Trades foundation, Trades-related vocational programs

Applied filters:

CPC: VCC: Professional Cook 1 ITA Youth;

Cohort	178
Respondents	79
Response Rate	44%

Trades foundation & Trades-related vocational programs

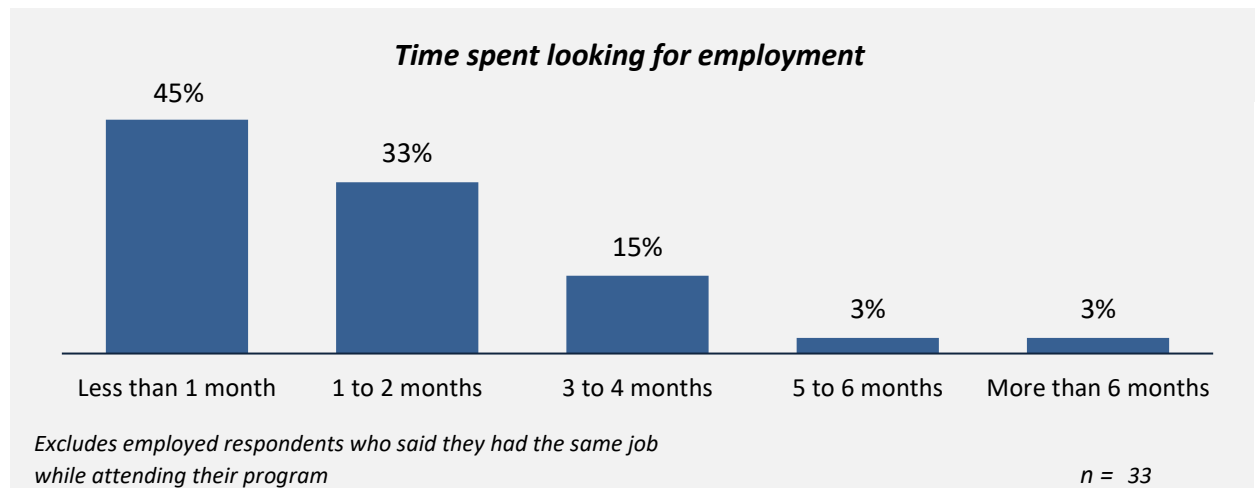
Employment After Leaving School

34%

had the same job before or while they were attending school

91%

said their education was useful in getting their job



Other Education

Trades-related vocational respondents only, results are shown for the education they took before and after their program.

**Not asked since 2023*

—

took further studies after completing their program

n = -

—

of those who had taken further studies said their program prepared them well

—

of respondents were currently studying

n = -

Further studies related to program

- Very related
- Somewhat related
- Not very related
- Not at all related

Of those who took further studies at a different institution:

—

*expected transfer credit**

n = -

Of those who expected transfer credit:

—

*received transfer credit**

—

*were very satisfied or satisfied with their transfer experience**

Summary of Survey Results: 2021-2025

Trades Training Type:

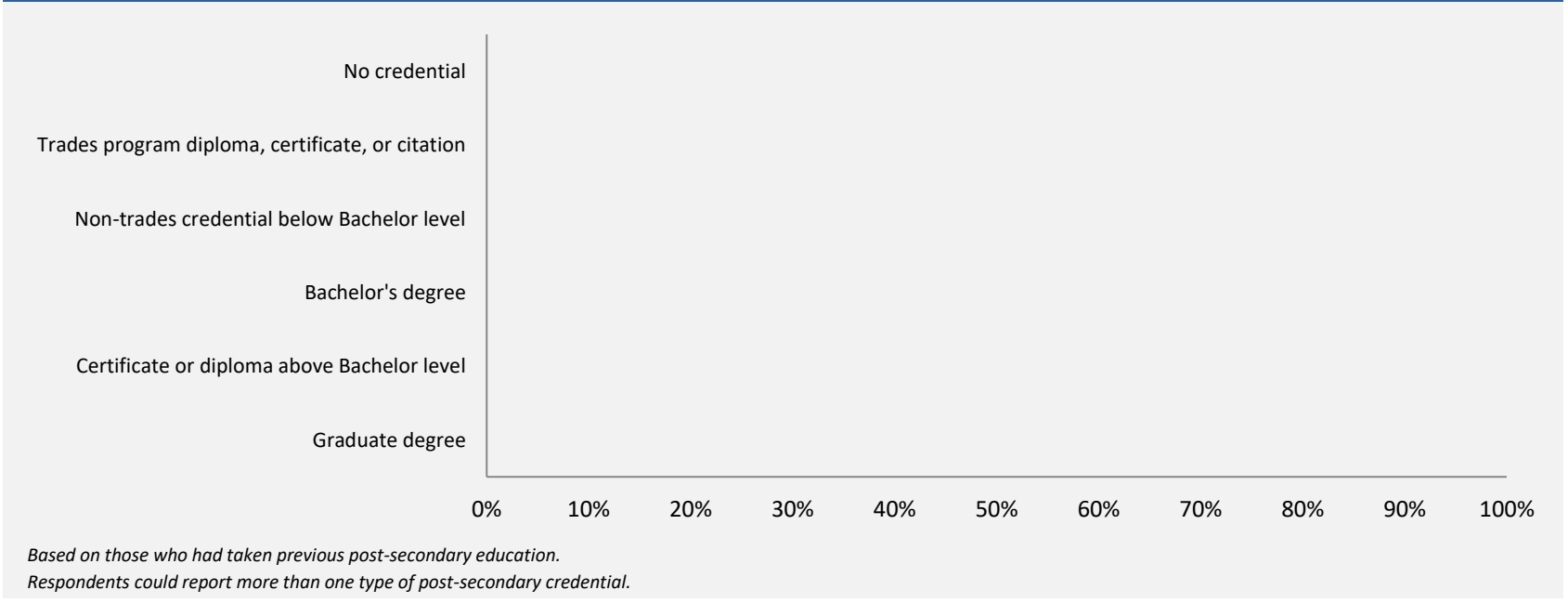
Trades foundation, Trades-related vocational programs

Applied filters:

CPC: VCC: Professional Cook 1 ITA Youth;

Cohort	178
Respondents	79
Response Rate	44%

had taken *previous* post-secondary education n = -



Transition to Apprenticeship n = 75
The following results are for Trades foundation respondents only.

71%
of Trades foundation respondents tried to get employment as an apprentice after they left their program

69%
of those who tried to get employment as an apprentice were successful

