

Applied filters:

CPC: VCC: Acute Care for Health Care;

Cohort	86
Respondents	54
Response Rate	63%

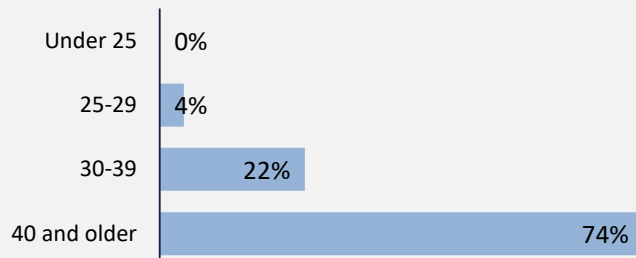
Description of Survey Respondents

Demographics

Gender



Age at the Time of the Survey



Aboriginal Identity

0%

Based on domestic students only.

Median Age

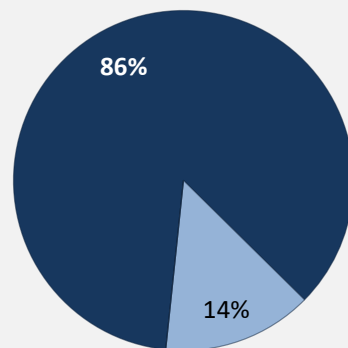
45

Further Education

14%

took further studies after
graduating from their program
n = 7

Further Studies Related to Program



Very related Somewhat related
 Not very related Not at all related

Of those who took further studies
at a different institution:

20%

expected transfer credit
n = 1

Of those who
expected transfer credit:

100%

Received transfer credit

100%

were very satisfied or satisfied
with their transfer experience

100%

of those who had taken further
studies said their program
prepared them well

7%

of respondents
were currently studying

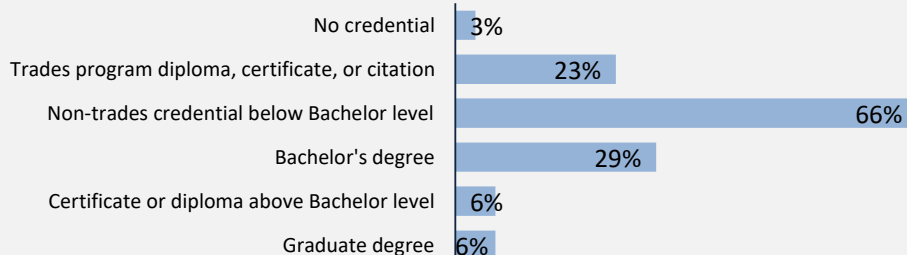
Past Education

69%

of respondents had taken previous post-secondary
education

n = 37

Respondents were asked if they
took ABE or ESL courses during
or prior to their studies



*Credentials are based on those who had taken previous post-secondary education.
 Respondents could report more than one type of post-secondary credential.*

Adult Basic Education

8%

English as a Second Language

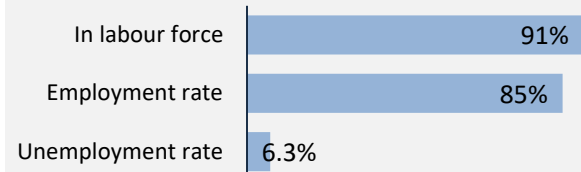
23%

Applied filters:

CPC: VCC: Acute Care for Health Care;

Cohort	86
Respondents	54
Response Rate	63%


Employment Outcomes



The "Employment rate" is the number employed as a percentage of all respondents. The "Unemployment rate" is the number of unemployed as a percentage of respondents in the labour force.

Of those employed:

n = 45



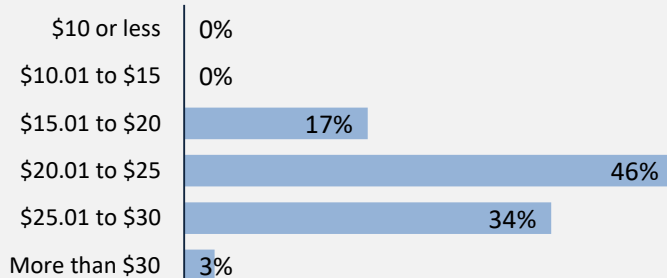
Weekly Hours Worked (median, main job)

38

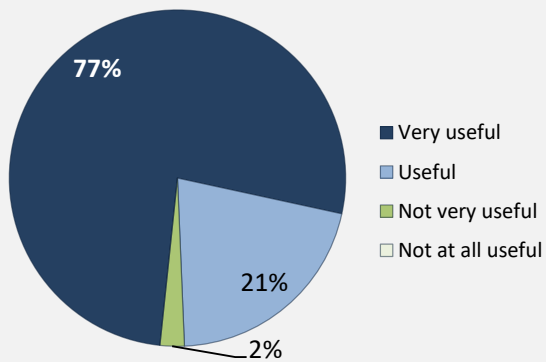
Hourly Wage (median, main job)

\$25

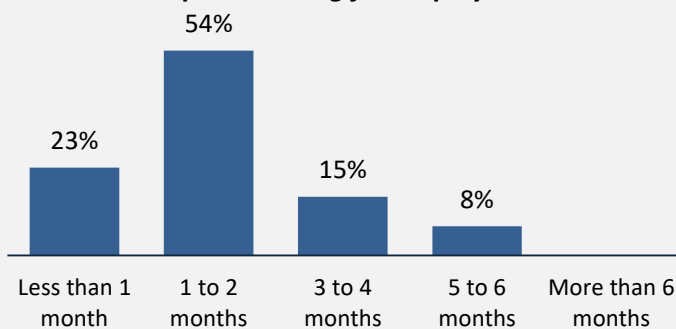
Hourly Wage Group (main job)



Skills and Knowledge Gained Useful in Performing Job



Time Spent Looking for Employment



Top Occupations (4-digit NOC)

	# Employed	% of those employed
3413: Nurse aides, orderlies and patient service associates	37	82%
4212: Social and community service workers	2	4%
XXXX: Unclassified occupations	2	4%
4412: Home support workers, housekeepers and related occupations	1	2%
3012: Registered nurses and registered psychiatric nurses	1	2%
1414: Receptionists	1	2%
3414: Other assisting occupations in support of health services	1	2%
Total of top occupations	45	100%
Total employed	45	

Applied filters:

CPC: VCC: Acute Care for Health Care;

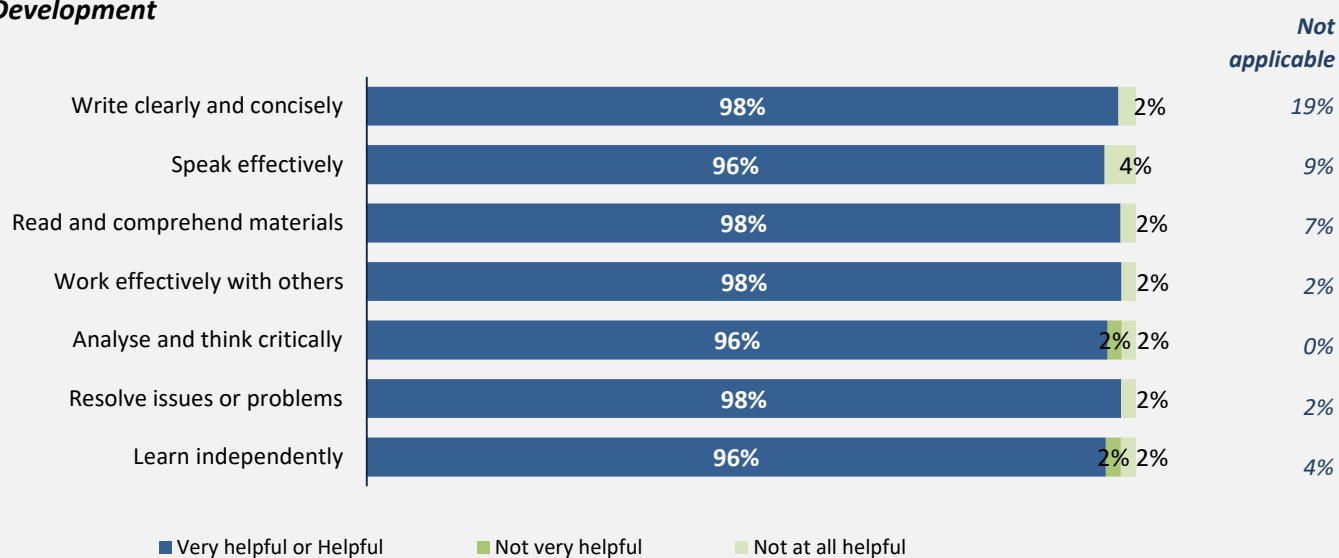
Cohort	86
Respondents	54
Response Rate	63%

Skill Development and Post-Secondary Experience

96%

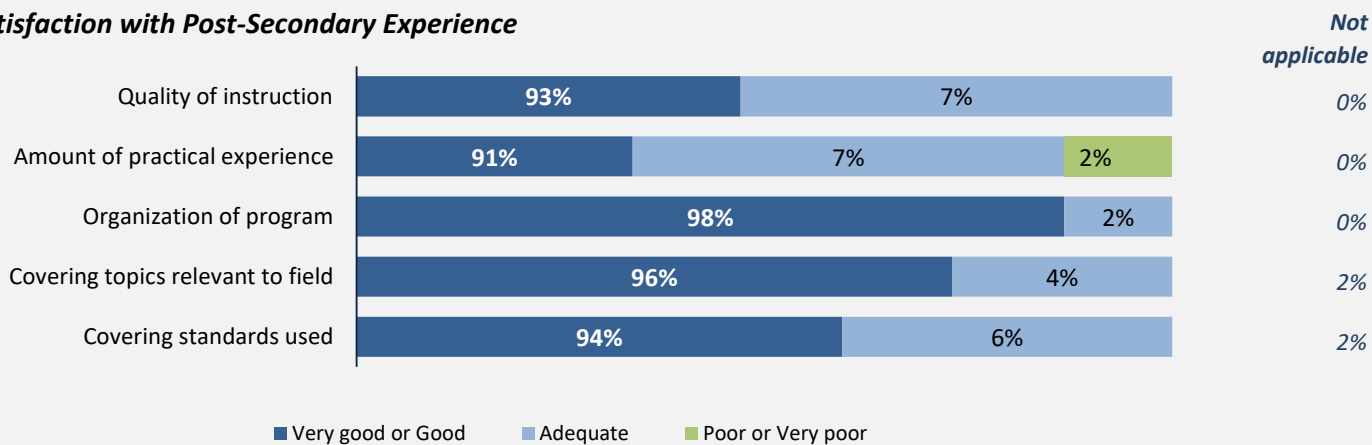
said they were very satisfied or satisfied with the education they received.

Skill Development



Percentages are based on those who gave a valid rating, excluding those who said Not applicable.

Satisfaction with Post-Secondary Experience



Percentages are based on those who gave a valid rating, excluding those who said Not applicable.