

Applied filters:

CPC: VCC: Architectural Technician;

Cohort	77
Respondents	44
Response Rate	57%

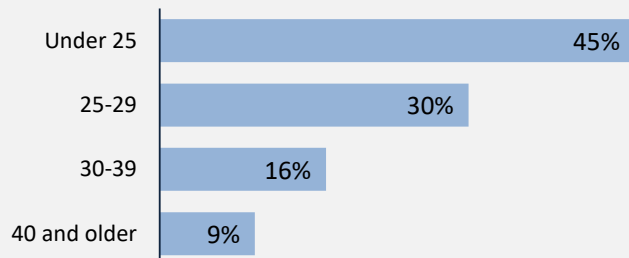
Description of Survey Respondents

Demographics

Gender



Age at the Time of the Survey



Aboriginal Identity

0%

Based on domestic students only.

Median Age

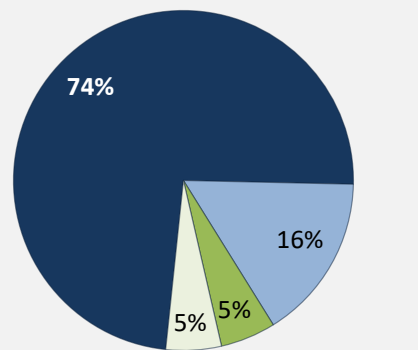
25

Further Education

43%

took further studies after graduating from their program
n = 19

Further Studies Related to Program



■ Very related ■ Somewhat related
 ■ Not very related ■ Not at all related

Of those who took further studies at a different institution:

0%

expected transfer credit
n = 0

Of those who expected transfer credit:

—

Received transfer credit

—

were very satisfied or satisfied with their transfer experience

100%

of those who had taken further studies said their program prepared them well

34%

of respondents were currently studying

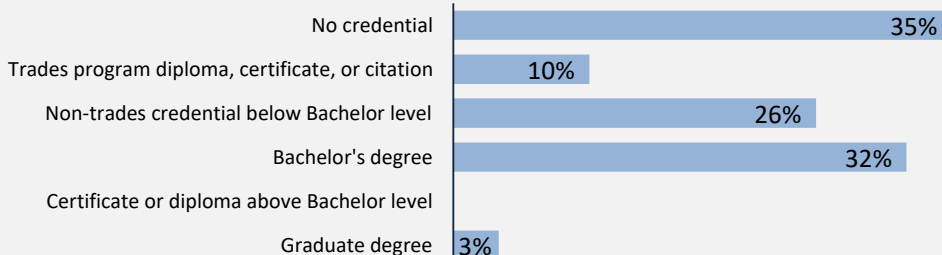
Past Education

70%

of respondents had taken previous post-secondary education

n = 31

Respondents were asked if they took ABE or ESL courses during or prior to their studies



Credentials are based on those who had taken previous post-secondary education. Respondents could report more than one type of post-secondary credential.

Adult Basic Education

9%

English as a Second Language

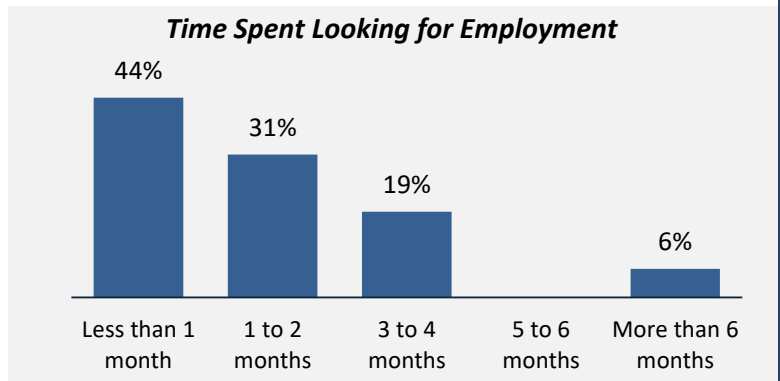
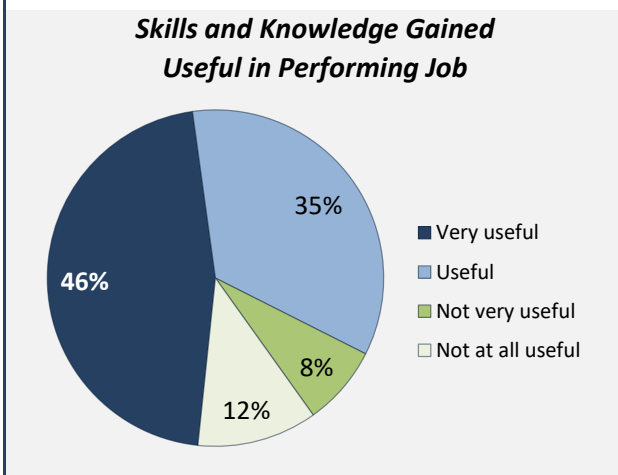
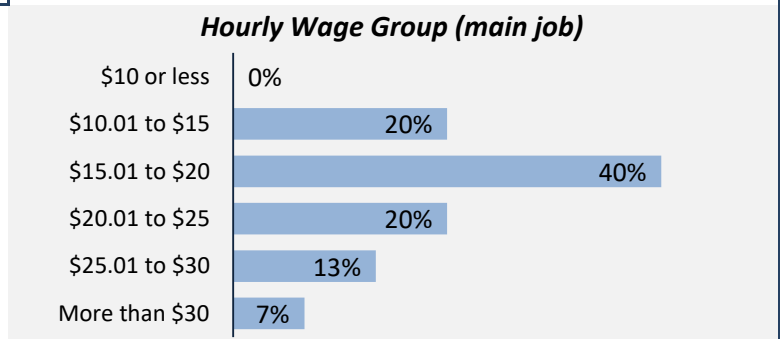
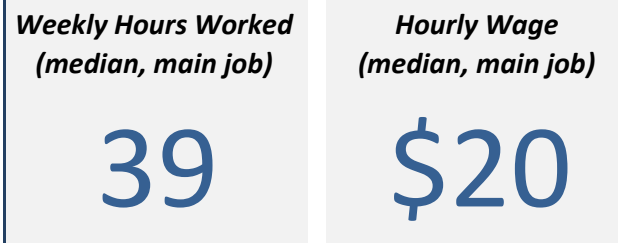
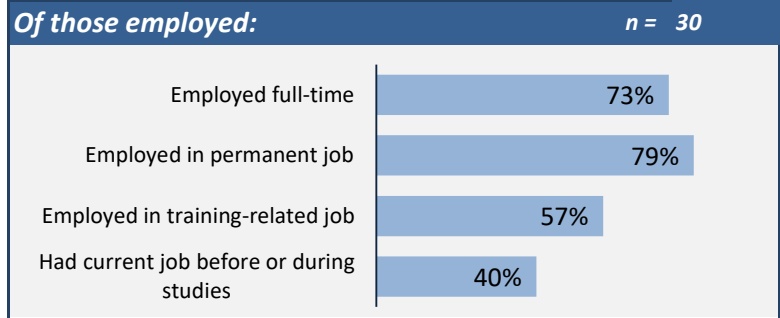
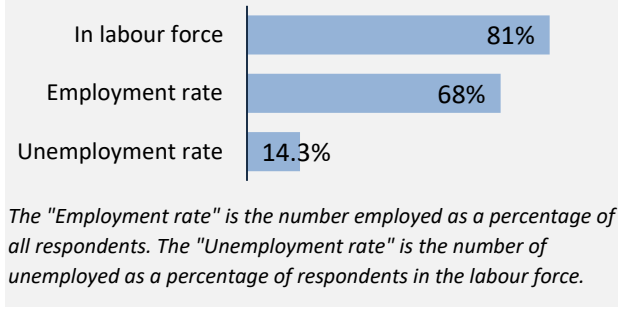
9%

Applied filters:

CPC: VCC: Architectural Technician;

Cohort	77
Respondents	44
Response Rate	57%

Employment Outcomes



Top Occupations (4-digit NOC)

	# Employed	% of those employed
2253: Drafting technologists and technicians	7	23%
2251: Architectural technologists and technicians	7	23%
XXXX: Unclassified occupations	6	20%
6211: Retail sales supervisors	2	7%
2233: Industrial engineering and manufacturing technologists and technicians	1	3%
6731: Light duty cleaners	1	3%
6711: Food counter attendants, kitchen helpers and related support occupations	1	3%
1242: Legal administrative assistants	1	3%
9442: Weavers, knitters and other fabric making occupations	1	3%
6231: Insurance agents and brokers	1	3%
Total of top occupations	28	93%
Total employed	30	

Applied filters:

CPC: VCC: Architectural Technician;

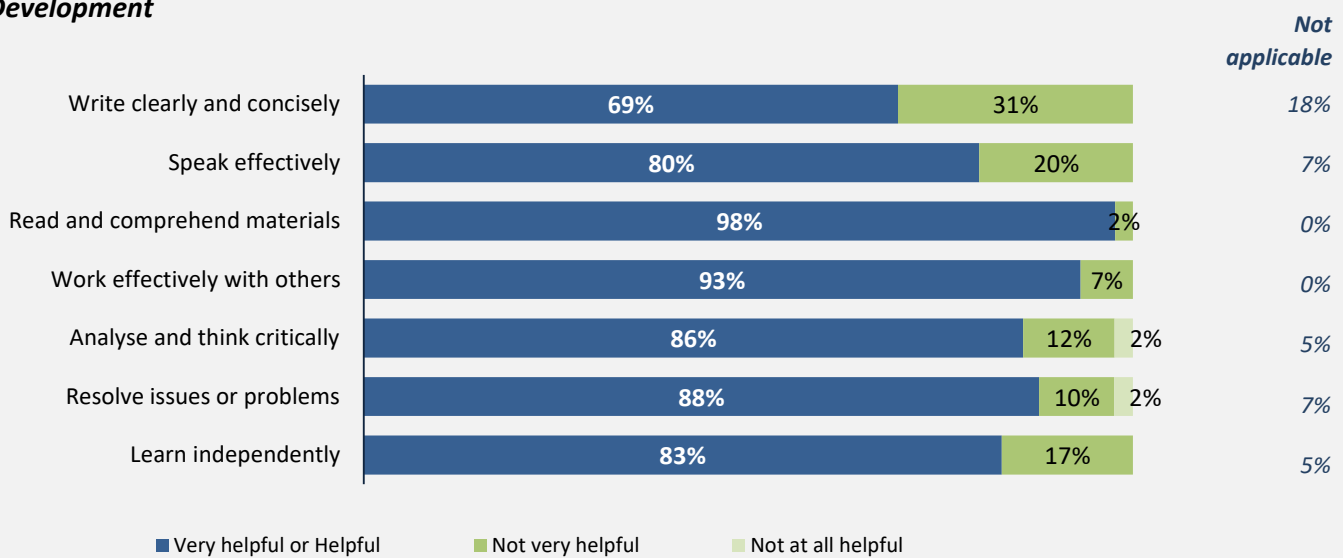
Cohort	77
Respondents	44
Response Rate	57%

Skill Development and Post-Secondary Experience

89%

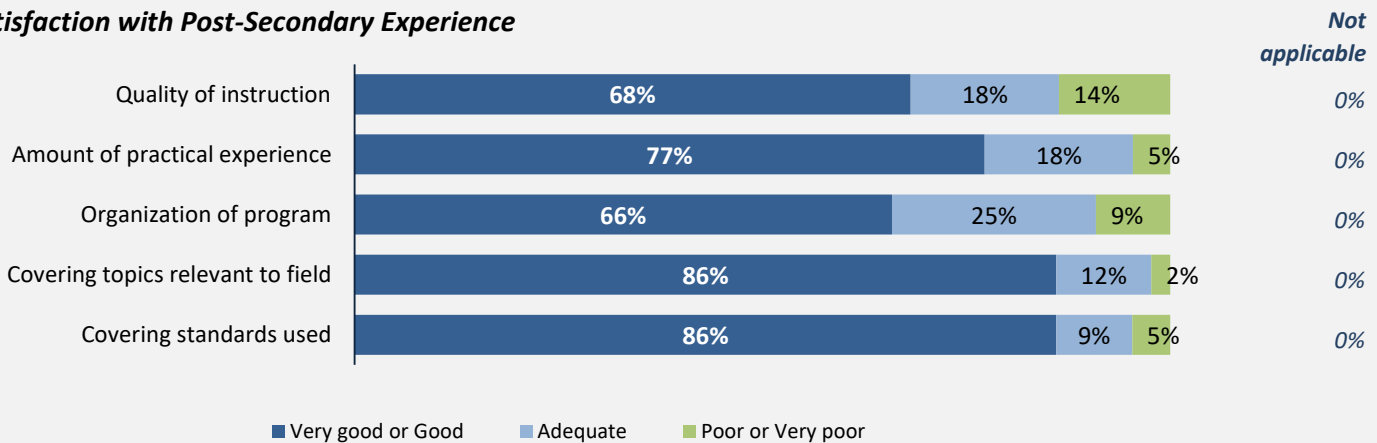
said they were very satisfied or satisfied with the education they received.

Skill Development



Percentages are based on those who gave a valid rating, excluding those who said Not applicable.

Satisfaction with Post-Secondary Experience



Percentages are based on those who gave a valid rating, excluding those who said Not applicable.