

# Summary of Survey Results: 2018 to 2022

Trades Training Type:

*Progressive apprenticeship, Traditional apprenticeship, Trades foundation, and Trades-related vocational programs*

**Applied filters:**

CPC: VCC: Asian Culinary Arts-Chinese Cuisine;

Cohort	131
Respondents	77
Response Rate	59%

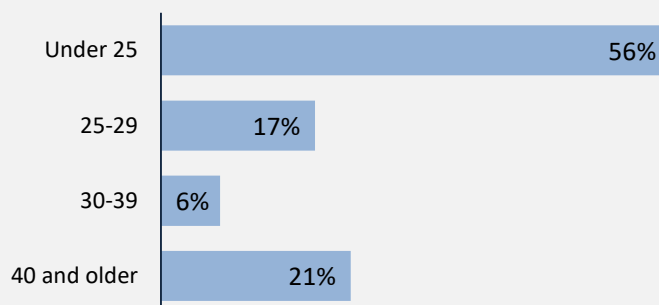
## Description of Survey Respondents

### Demographics

#### Gender



#### Age at the Time of the Survey



#### Aboriginal Identity

0%

*Based on domestic students only*

#### Median Age

23

### About the Respondents

31%

*relocated from their hometown to attend program*


6%

*took **Adult Basic Education** courses during or prior to their trades training program*

11%

*took **English as a Second Language** courses during or prior to their trades training program*

### Region respondents were living in at the time of the survey



# Summary of Survey Results: 2018 to 2022

Trades Training Type:

*Progressive apprenticeship, Traditional apprenticeship, Trades foundation, and Trades-related vocational programs*

**Applied filters:**

CPC: VCC: Asian Culinary Arts-Chinese Cuisine;

<b>Cohort</b>	<b>131</b>
<b>Respondents</b>	<b>77</b>
<b>Response Rate</b>	<b>59%</b>

## Employment Outcomes

**In the labour force**

**74%**

**Employment rate**

**66%**

**Unemployment rate**

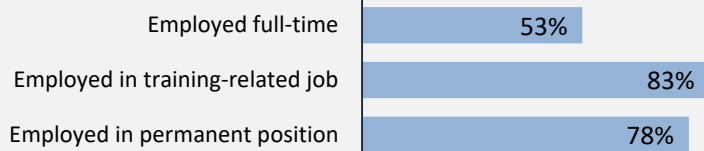
**7.5%**

The "Employment rate" is the number employed as a percentage of all respondents.

The "Unemployment rate" is the number of unemployed as a percentage of respondents in the labour force.

### Of those employed:

n = 49



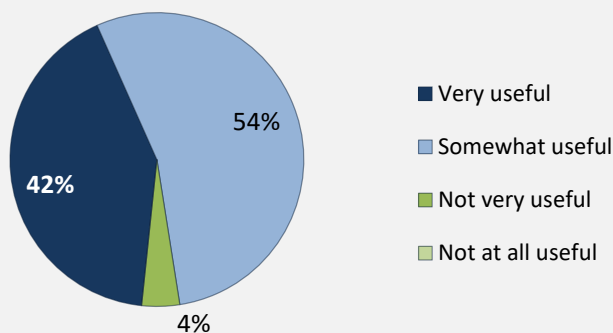
**Hourly Wage  
(median, main job)**

**\$16**

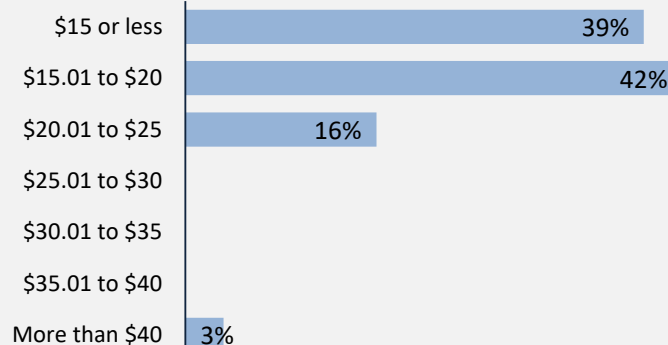
**Hours Worked  
(median, main job)**

**24**

### Skills and Knowledge Gained Useful in Performing Job



### Hourly Wage Group (main job)



### Top Occupations (4-digit NOC)

	# employed	% of those employed
6322: Cooks	26	53%
XXXX: Unclassified occupations	6	12%
6321: Chefs	6	12%
6711: Food counter attendants, kitchen helpers and related support occupations	2	4%
6513: Food and beverage servers	2	4%
0621: Retail and wholesale trade managers	2	4%
7445: Other repairers and servicers	1	2%
6512: Bartenders	1	2%
0631: Restaurant and food service managers	1	2%
6232: Real estate agents and salespersons	1	2%

Total of top occupations 48 98%

Total employed 49 Page 2 of 5

# Summary of Survey Results: 2018 to 2022

Trades Training Type:

*Progressive apprenticeship, Traditional apprenticeship, Trades foundation, and Trades-related vocational programs*

**Applied filters:**

CPC: VCC: Asian Culinary Arts-Chinese Cuisine;

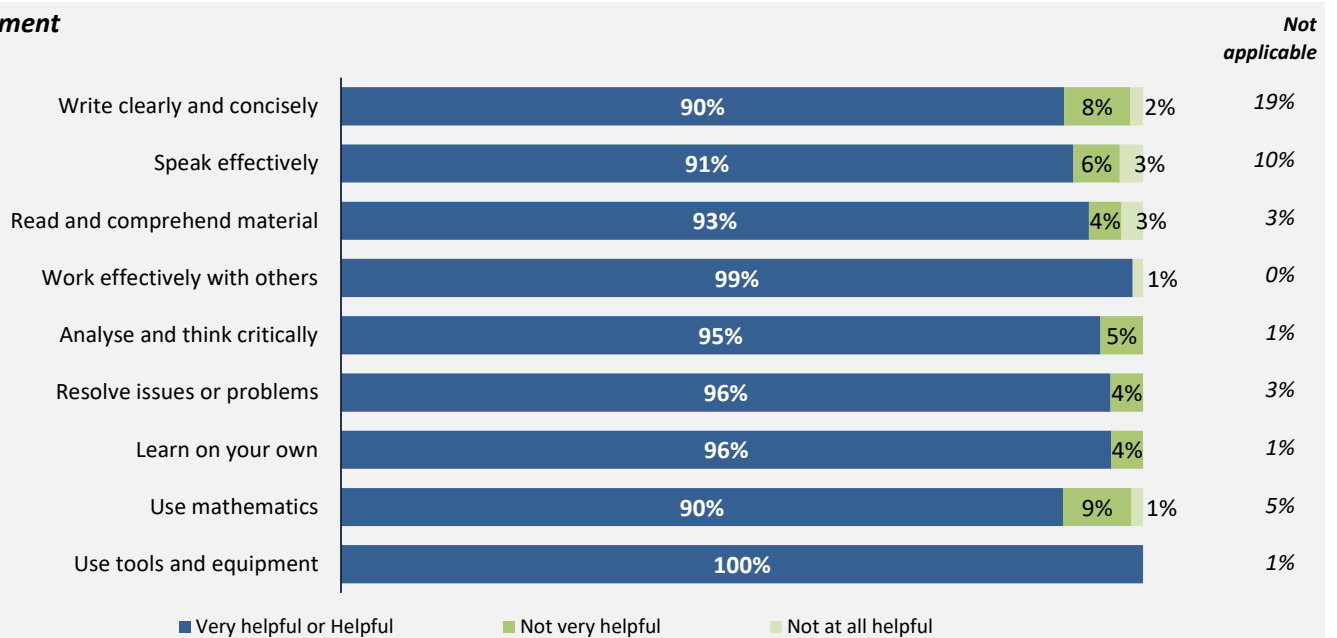
<b>Cohort</b>	<b>131</b>
<b>Respondents</b>	<b>77</b>
<b>Response Rate</b>	<b>59%</b>

## Skill Development and Post-Secondary Experience

# 99%

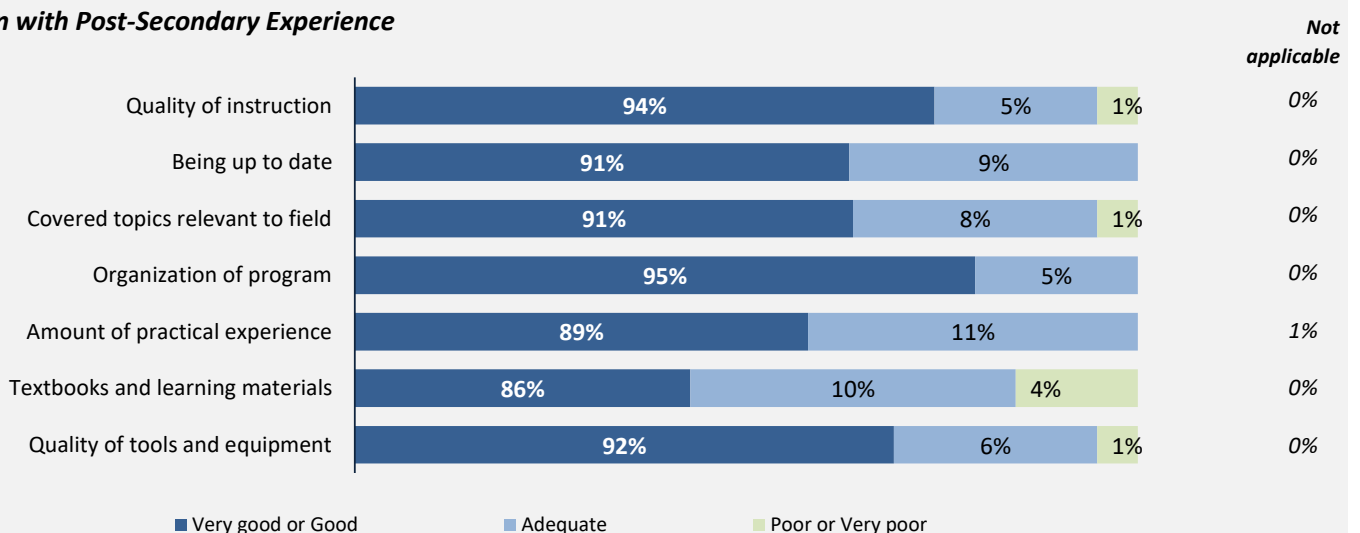
said they were very satisfied or satisfied with the education they received.

### Skill Development



Percentages are based on those who gave a valid rating, excluding those who said not applicable.

### Satisfaction with Post-Secondary Experience



Percentages are based on those who gave a valid rating, excluding those who said not applicable.

# Summary of Survey Results: 2018 to 2022

Trades Training Type:

Trades foundation, Trades-related vocational programs

**Applied filters:**

CPC: VCC: Asian Culinary Arts-Chinese Cuisine;

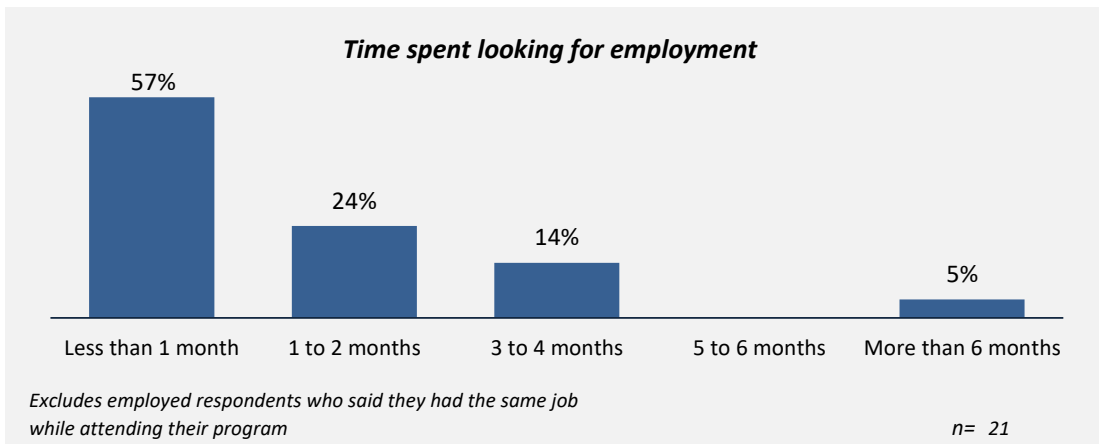
<b>Cohort</b>	<b>131</b>
<b>Respondents</b>	<b>77</b>
<b>Response Rate</b>	<b>59%</b>

## Trades foundation & Trades-related vocational programs

### Employment After Leaving School

**48%**  
had the same job before or while they were attending school

**92%**  
said their education was useful in getting their job



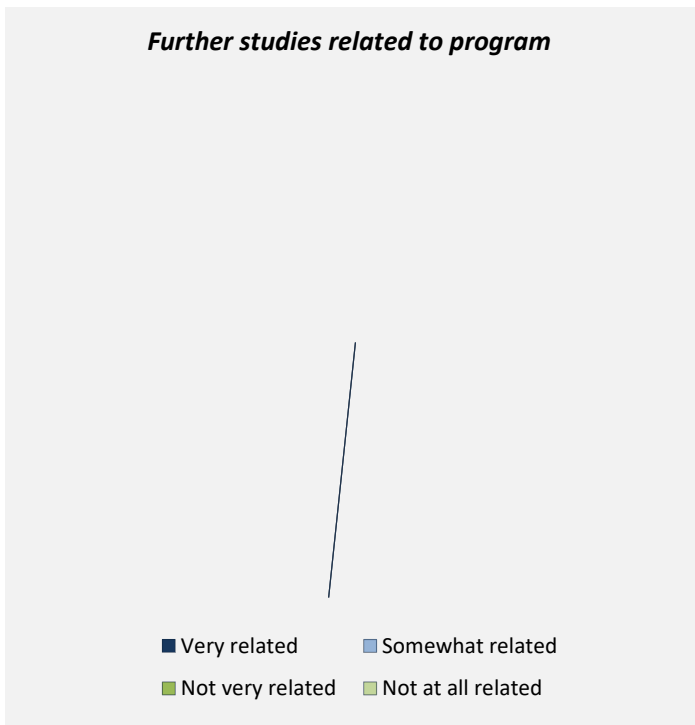
### Other Education

Trades-related vocational respondents only, results are shown for the education they took before and after their program.

—  
took further studies after completing their program  
n = -

—  
of those who had taken further studies said their program prepared them well

—  
of respondents were currently studying  
n = -



**Of those who took further studies at a different institution:**

—  
expected transfer credit  
n = -

**Of those who expected transfer credit:**

—  
received transfer credit

—  
were very satisfied or satisfied with their transfer experience

# Summary of Survey Results: 2018 to 2022

Trades Training Type:

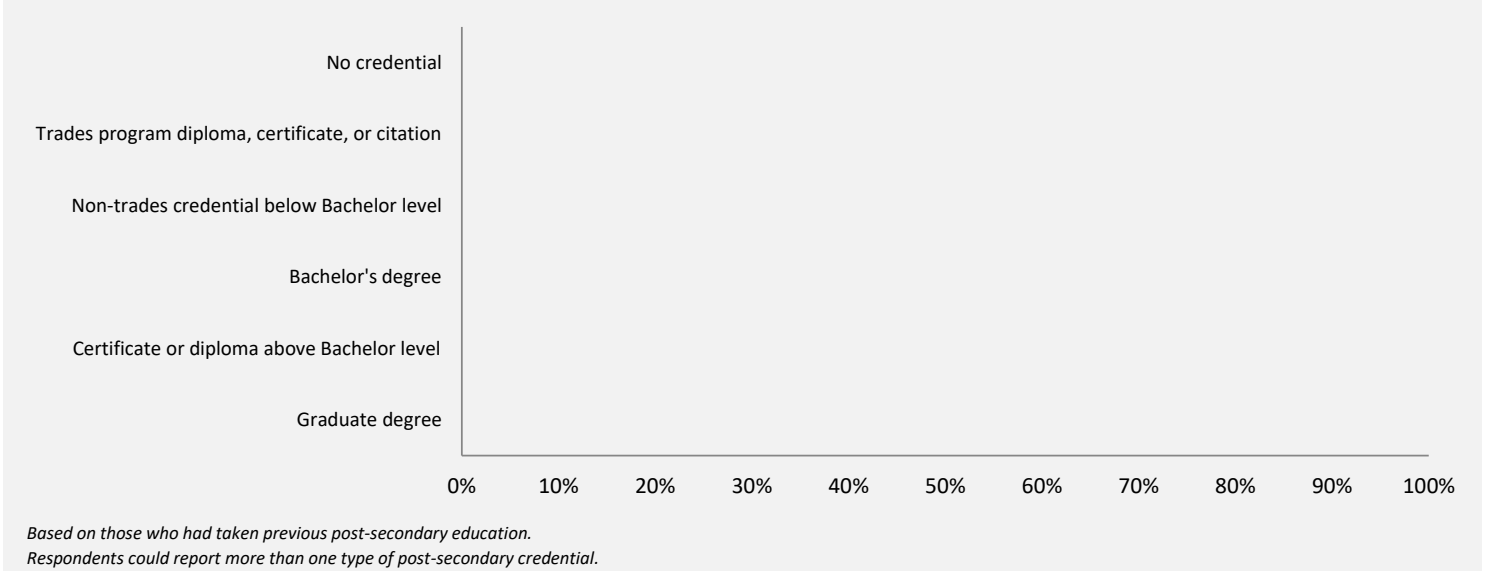
Trades foundation, Trades-related vocational programs

**Applied filters:**

CPC: VCC: Asian Culinary Arts-Chinese Cuisine;

<b>Cohort</b>	<b>131</b>
<b>Respondents</b>	<b>77</b>
<b>Response Rate</b>	<b>59%</b>

**had taken *previous* post-secondary education** n = -



**Transition to Apprenticeship** n = 67  
*The following results are for Trades foundation respondents only.*

**58%**  
of Trades foundation respondents tried to get employment as an apprentice after they left their program

**91%**  
of those who tried to get employment as an apprentice were successful

