

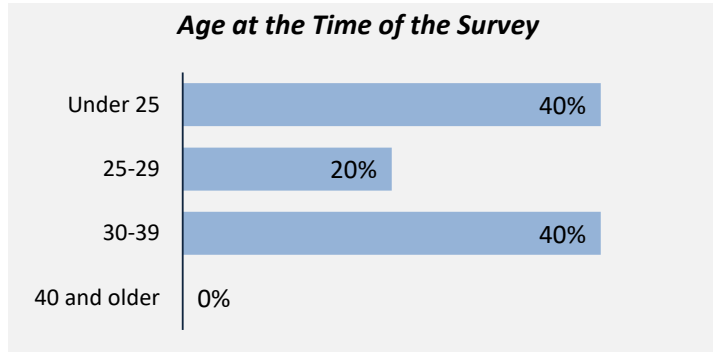
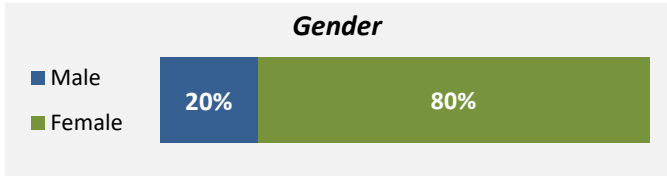
**Applied filters:**

CPC: VCC: Fashion Arts Diploma;

<b>Cohort</b>	<b>14</b>
<b>Respondents</b>	<b>5</b>
<b>Response Rate</b>	<b>36%</b>

**Description of Survey Respondents**

**Demographics**



**Aboriginal Identity**  
**33%**  
 Based on domestic students only.

**Median Age**  
**29**

**Further Education**

**0%**  
 took further studies after  
 graduating from their program  
 n = 0

—  
 of those who had taken further  
 studies said their program  
 prepared them well

**0%**  
 of respondents  
 were currently studying



**Of those who took further studies at a different institution:**

—  
 expected transfer credit  
 n = -


**Of those who expected transfer credit:**

—  
 Received transfer credit

—  
 were very satisfied or satisfied  
 with their transfer experience

**Past Education**

**80%** of respondents had taken previous post-secondary education n = 4



Credentials are based on those who had taken previous post-secondary education.  
 Respondents could report more than one type of post-secondary credential.

Respondents were asked if they took ABE or ESL courses during or prior to their studies

**Adult Basic Education**  
**20%**

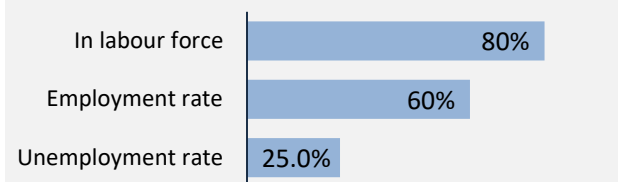
**English as a Second Language**  
**0%**

**Applied filters:**

CPC: VCC: Fashion Arts Diploma;

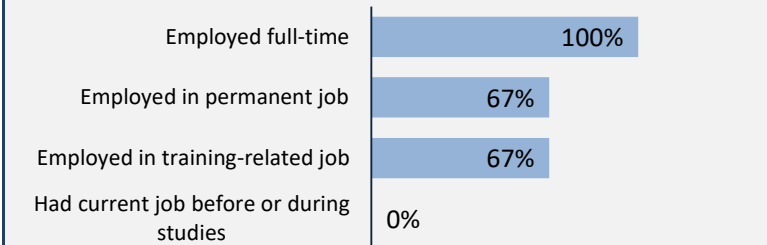
<b>Cohort</b>	<b>14</b>
<b>Respondents</b>	<b>5</b>
<b>Response Rate</b>	<b>36%</b>

### Employment Outcomes

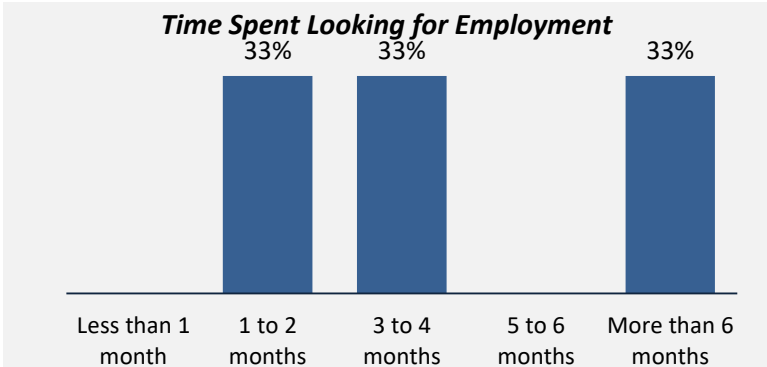
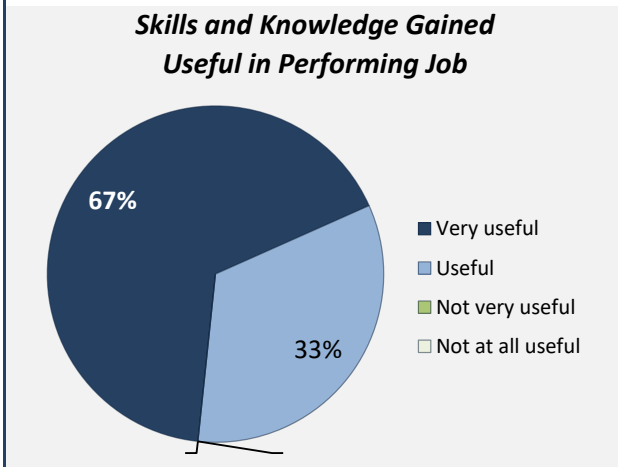
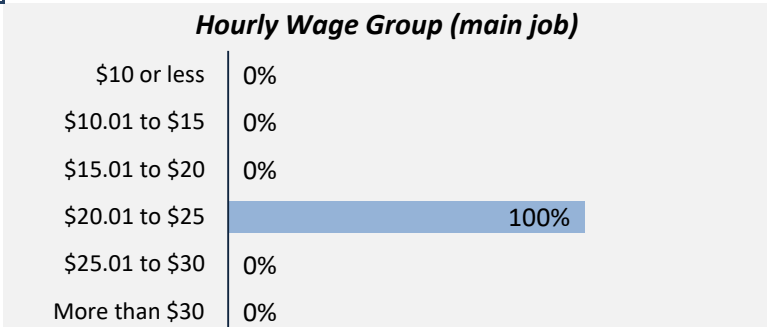


The "Employment rate" is the number employed as a percentage of all respondents. The "Unemployment rate" is the number of unemployed as a percentage of respondents in the labour force.

**Of those employed: n = 3**



<b>Weekly Hours Worked (median, main job)</b>	<b>Hourly Wage (median, main job)</b>
40	\$22



**Top Occupations (4-digit NOC)**

	# Employed	% of those employed
5243: Theatre, fashion, exhibit and other creative designers	1	33%
6421: Retail salespersons	1	33%
6342: Tailors, dressmakers, furriers and milliners	1	33%
<i>Total of top occupations</i>	3	100%
<i>Total employed</i>	3	

**Applied filters:**

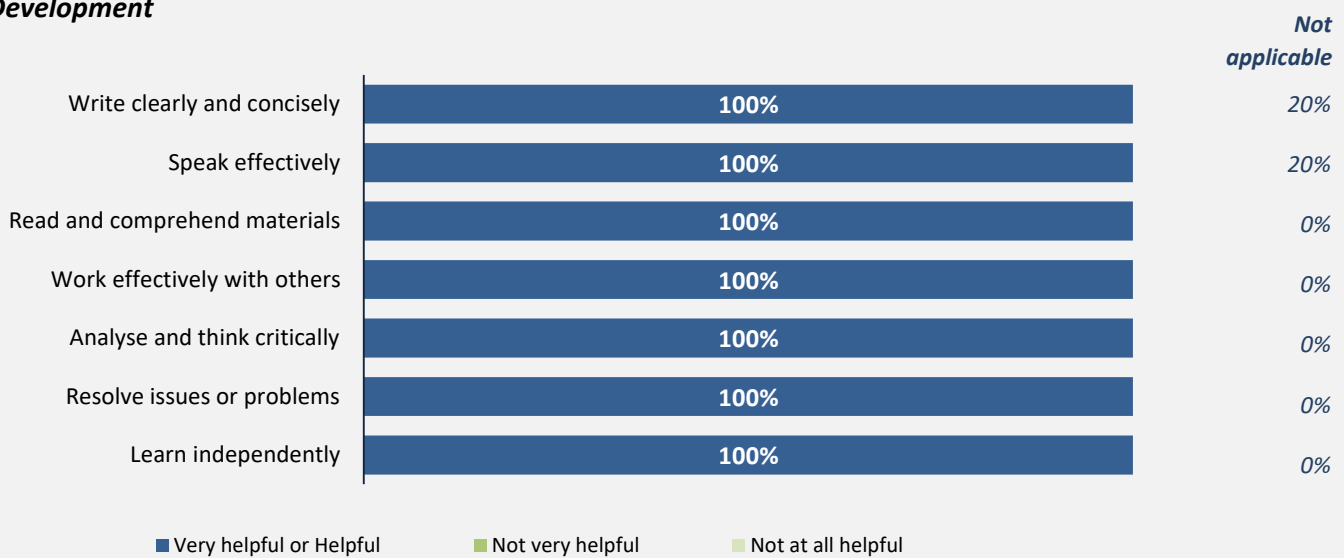
CPC: VCC: Fashion Arts Diploma;

<b>Cohort</b>	<b>14</b>
<b>Respondents</b>	<b>5</b>
<b>Response Rate</b>	<b>36%</b>

## Skill Development and Post-Secondary Experience

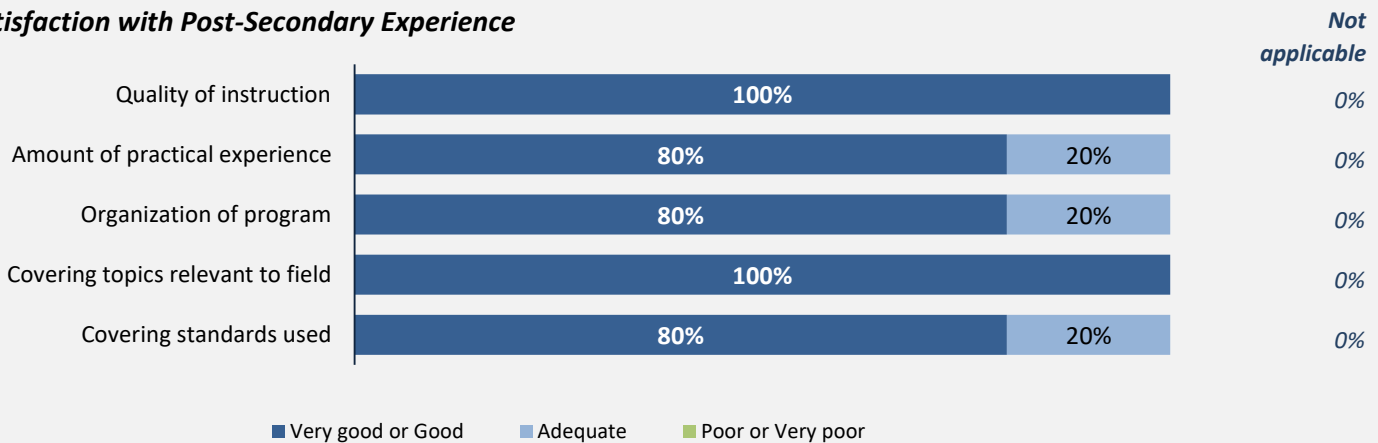
**100%** said they were very satisfied or satisfied with the education they received.

### Skill Development



Percentages are based on those who gave a valid rating, excluding those who said Not applicable.

### Satisfaction with Post-Secondary Experience



Percentages are based on those who gave a valid rating, excluding those who said Not applicable.