

## HOW TO CREATE YOUR IRCC SECURE ACCOUNT

Visit the following link to start the process: <https://www.canada.ca/en/immigration-refugees-citizenship/services/application/account.html>

### CREATE OR SIGN-IN TO YOUR IRCC SECURE ACCOUNT

With your IRCC Secure Account, you can submit an online application, pay your fees, check your application status and transfer between schools (designated learning institutions (DLIs) if applicable.

You can create and sign-in to an account using:

- [Option 1: GCKey](#) (a Government of Canada login with ID and password)
- [Option 2: Sign-In Partner](#) (your online Canadian banking information if you have an existing account with one of their partners)

#### Option 1: GCKey

Sign in with your GCKey user ID and password.

Sign in with GCKey

#### Option 2: Sign-In Partner

Sign in with your online Canadian banking information if you have an existing account with 1 of our partners.

Sign in with Sign-In Partner

#### Don't have an account?

Register

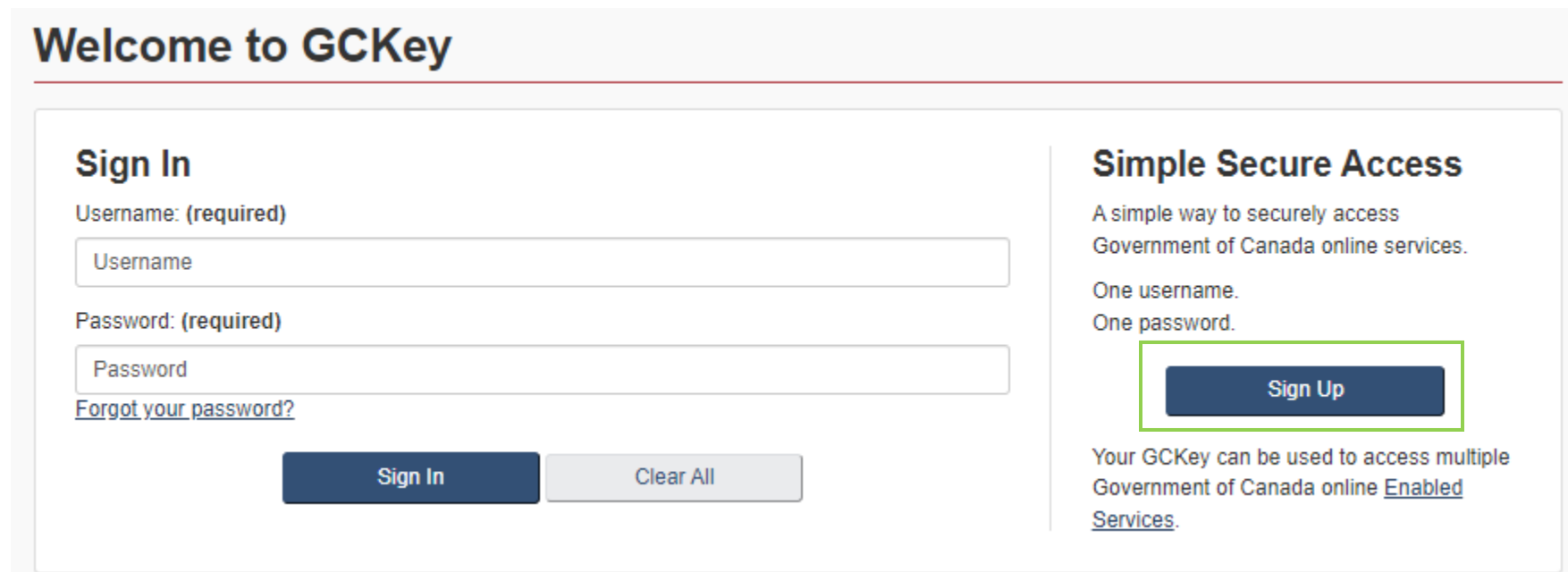
#### Need Help?

How to sign in or apply online

## OPTION 1: GCKEY

The 'GCKeY' account is recommended, as it is a simple way to access IRCC online services by creating a username and password. Make sure to record your username and password somewhere secure for future use.

Click on "Sign Up".



The screenshot shows the GCKeY interface. On the left, under the heading "Sign In", there are two input fields: "Username: (required)" and "Password: (required)". Below the password field is a link for "Forgot your password?". At the bottom of this section are two buttons: "Sign In" and "Clear All". On the right, under the heading "Simple Secure Access", there is a description: "A simple way to securely access Government of Canada online services. One username. One password." Below this is a "Sign Up" button highlighted with a green border. At the bottom of the right section, it says "Your GCKeY can be used to access multiple Government of Canada online Enabled Services."

Accept the “Terms and Conditions of Use.”

## Terms and Conditions of Use

In return for the Government of Canada providing you with a GCKey, you agree to abide by the following Terms and Conditions of Use:

- You understand and accept that you are at all times responsible for your GCKey Username, Password and Recovery Questions, Answers and Hints. If you suspect that others have obtained them, you are responsible for revoking your GCKey and obtaining a new one with a new Username and Password.
- You understand and accept that the Government of Canada can revoke your GCKey for security or administrative reasons.
- You understand and accept that the Government of Canada disclaims all liability (except in cases of gross negligence or willful misconduct) in relation to the use of, delivery of or reliance upon the GCKey service. More details can be found in our [Disclaimers](#).

By selecting the **I accept** button, you are accepting the GCKey Terms and Conditions as stated above. You can choose to not sign up for a GCKey by selecting **I decline** to end this process.

Create your username and password following IRCC instructions.

### Create Your Username

Your Username must contain between eight and sixteen characters, no special characters (for example: %, #, @) and may contain up to seven digits. When creating your Username, we recommend that you:

- make your Username easy for you to remember and hard for others to guess;
- avoid using personal information such as your name, Social Insurance Number (SIN), mailing address or email address;
- always keep your Username secure and do not share it with anyone.

Create Your Username: (required)

Please select **Continue** to proceed or click **Cancel** to end the Sign Up process.

Continue

Clear All

Cancel

#### Privacy

Please keep your Username secure. For more information on how your privacy is protected, please refer to our [Personal Information Collection Statement](#).

#### Username Checklist

- 8-16 Characters
- No Special Character(s)
- No more than 7 digits

Create your recovery questions, answers, and hints.

### Create Your Recovery Questions, Answers and Hints

Your Recovery Question, Answers and Hints are used to help you if you forget your Password. Please complete all the required fields below to continue the Sign Up process.

Select a Recovery Question: **(required)**

Please select a question... ▼

My Recovery Answer: **(required)**

My Memorable Person: **(required)**

My Memorable Person Hint:

My Memorable Date (YYYY-MM-DD): **(required)**

My Memorable Date Hint:

Please select **Continue** to proceed or click **Cancel** to end the Sign Up process.

**Continue** **Clear All** **Cancel**

**Privacy**

Please keep your Recovery Question, Answers and Hints secure. For more information on how your privacy is protected, please refer to our [Personal Information Collection Statement](#).

**i**

Your answers must contain at least three characters and contain no special characters (for example: %, #, @). Your hints must contain at least three characters and may contain letters, numbers and the following punctuation characters: apostrophe ('), comma (,), dash (-), period (.) and question mark (?).

Accept Terms and Conditions

## Terms and Conditions

By accessing your account, you are agreeing to abide by the following Terms and Conditions of Use:

- You agree to keep your identification number(s) confidential and to not share it (them) with anyone. If you suspect that others have obtained your identification number(s), contact us immediately by clicking on the "Report a problem or mistake on this page" button.
- You certify that any information provided by you is true, accurate and complete.
- You understand and accept that as a security measure for administrative reasons, we can revoke your access if you fail to abide by the Terms and Conditions of Use.
- You understand and accept that we are not responsible for any losses or damages incurred by anyone because of:
  1. The use of the information available in your account
  2. Any restrictions, delay, malfunction, or unavailability of your account
- You understand and accept that by using your account and applying online, we can communicate with you (or your representative, if applicable) via e-mail.
- To continue, choose "I Accept" to indicate your acceptance of these Terms and Conditions. If you do not agree with these Terms and Conditions, choose "I Do Not Accept". Note, you will not be able to access your account unless you accept the Terms and Conditions.

If you use another type of browser software you should check with your software supplier to make sure that your browser has 128-bit secure socket layer encryption capability. Note: We are not responsible for any difficulties in downloading and installing software. Software suppliers are responsible for providing technical support. It is important that you sign out and close your browser before leaving this computer unattended. This will prevent unauthorized access to your personal information.

Create an account. Add your full name, email address and preferred language.


### Create an account

Fill in all the required information and then choose the "Continue" button to create your account. We need this information to confirm who you are and to make sure:


- your information is available to you only; and
- your identity is validated on your return visits.

### Create an account

Enter the following information as it appears on your passport. Use the "help" buttons to get details on where you can find this information. All fields are mandatory.

Given Name 

\* Last name(s) *(required)* 

\* Email address *(required)* 

\* Preferred language of notification *(required)* 

Create your security questions

## Create your security questions

You will need to answer one of your security questions each time you access your account. You will have two tries to answer the question.

If you can't answer the first security question, we will ask you another one of your four questions. If you can't answer any of your security questions, we will lock your account. You will not be able to recover your account online.

Create new security questions that are difficult to guess but are easy for you to remember.

\* Security Question 1 (required)

\* Answer 1 (required)

\* Security Question 2 (required)

\* Answer 2 (required)

\* Security Question 3 (required)

\* Answer 3 (required)

\* Security Question 4 (required)

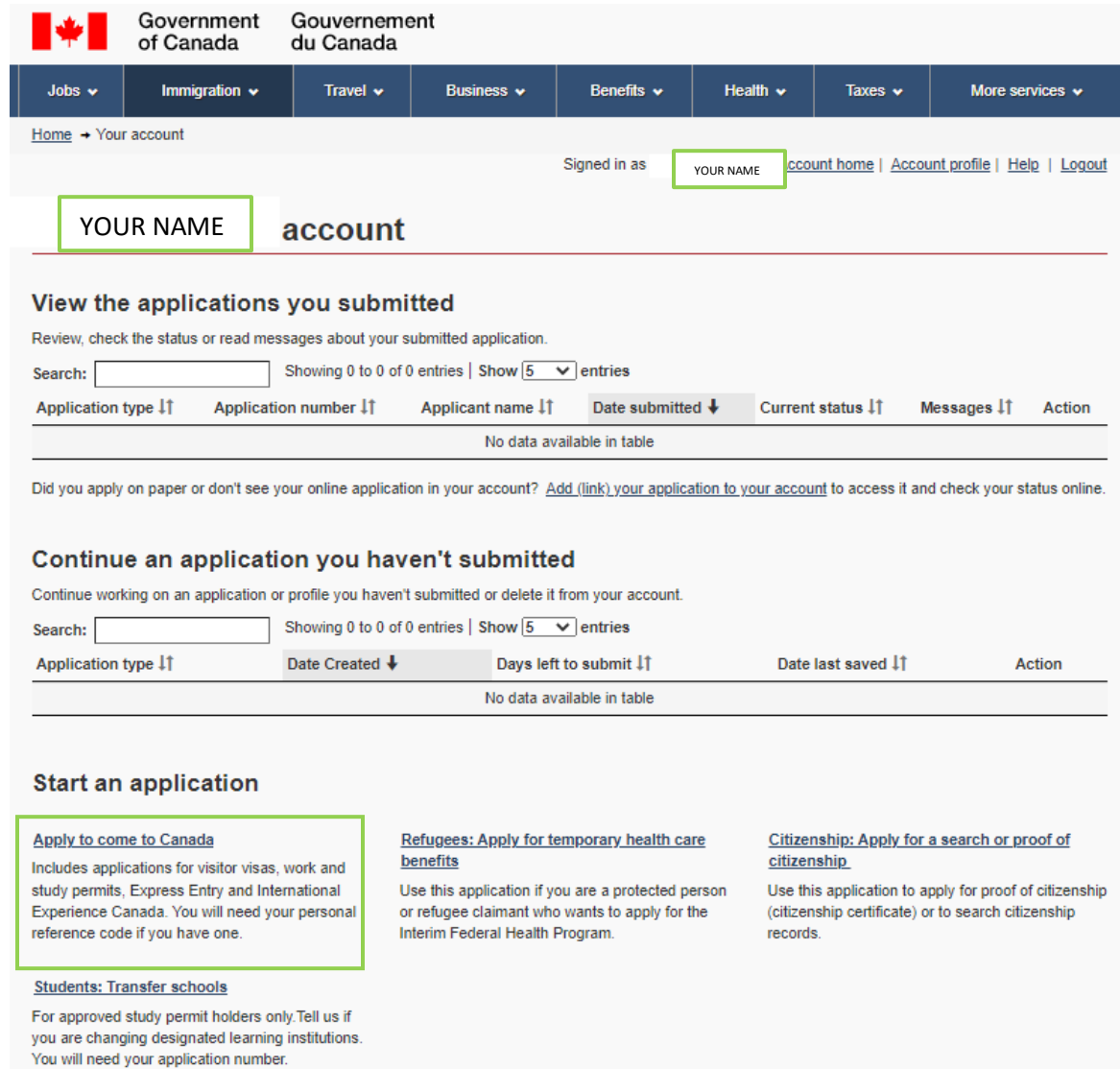
\* Answer 4 (required)

Continue



# HOW TO CREATE YOUR IRCC SECURE ACCOUNT

Your IRCC Account is created. You will now need to “Start an application”.



The screenshot shows the IRCC account dashboard for a user named 'YOUR NAME'. The page is titled 'View the applications you submitted' and includes a search bar and a table with columns for Application type, Application number, Applicant name, Date submitted, Current status, Messages, and Action. Below this, there is a section for 'Continue an application you haven't submitted' with another search bar and a table with columns for Application type, Date Created, Days left to submit, Date last saved, and Action. At the bottom, there is a 'Start an application' section with three main links: 'Apply to come to Canada', 'Refugees: Apply for temporary health care benefits', and 'Citizenship: Apply for a search or proof of citizenship'. A fourth link, 'Students: Transfer schools', is also present.

**Government of Canada / Gouvernement du Canada**

Jobs | Immigration | Travel | Business | Benefits | Health | Taxes | More services

Home → Your account

Signed in as YOUR NAME | [Account home](#) | [Account profile](#) | [Help](#) | [Logout](#)

## YOUR NAME account

### View the applications you submitted

Review, check the status or read messages about your submitted application.

Search:  Showing 0 to 0 of 0 entries | Show 5 entries

Application type ↑↓	Application number ↑↓	Applicant name ↑↓	Date submitted ↓	Current status ↑↓	Messages ↑↓	Action
No data available in table						

Did you apply on paper or don't see your online application in your account? [Add \(link\) your application to your account](#) to access it and check your status online.

### Continue an application you haven't submitted

Continue working on an application or profile you haven't submitted or delete it from your account.

Search:  Showing 0 to 0 of 0 entries | Show 5 entries

Application type ↑↓	Date Created ↓	Days left to submit ↑↓	Date last saved ↑↓	Action
No data available in table				

### Start an application

**[Apply to come to Canada](#)**  
 Includes applications for visitor visas, work and study permits, Express Entry and International Experience Canada. You will need your personal reference code if you have one.

**[Refugees: Apply for temporary health care benefits](#)**  
 Use this application if you are a protected person or refugee claimant who wants to apply for the Interim Federal Health Program.

**[Citizenship: Apply for a search or proof of citizenship](#)**  
 Use this application to apply for proof of citizenship (citizenship certificate) or to search citizenship records.


**[Students: Transfer schools](#)**  
 For approved study permit holders only. Tell us if you are changing designated learning institutions. You will need your application number.

### OPTION 2: SIGN-IN PARTNER

The 'Sign-In Partner' is another way to access IRCC online services by using your online Canadian banking information if you have an existing account with one of their partners. Choose your institution.

#### Select Sign-In Partner

By selecting a Sign-In Partner, you are agreeing to the [Terms and Conditions](#) and [Privacy Notice of Government Sign-In by Verified.Me](#)



## HOW TO CREATE YOUR IRCC SECURE ACCOUNT

Enter your online banking information and login to your account.

### Secure Login



<p>Username or Access Card</p> <input type="text"/>	<h3>Description of Service</h3> <p>TD Canada Trust is working with Government Sign-In by Verified.Me to provide you with secure online access to trusted online services using your personal EasyWeb login ID and password.</p> <p>We are constantly developing new ways to help you manage your online transactions easily and securely.</p>
<p>Password</p> <input type="password"/>	
<input type="checkbox"/> Remember me	
<input type="button" value="Login"/>	<input type="button" value="Cancel"/>

Read the privacy notice. Accept and continue.

## Terms and Conditions of Use and Privacy Notice

### CREDENTIAL BROKERAGE SERVICE END USER AGREEMENT

PLEASE CAREFULLY READ THE FOLLOWING AGREEMENT BEFORE AGREEING TO USE THIS CREDENTIAL BROKERAGE SERVICE (THE "SERVICE"). THE SERVICE ALLOWS YOU TO AUTHENTICATE YOUR CREDENTIALS (AS DEFINED BELOW) FOR USE AT THIS WEBSITE AND CERTAIN OTHER WEBSITES OPERATED BY THE GOVERNMENT OF CANADA. THIS AGREEMENT IS BETWEEN YOU AND SECUREKEY TECHNOLOGIES INC., WHO IS THE OPERATOR OF THE SERVICE, AND APPLIES TO YOUR USE OF THE SERVICE. BY USING THE SERVICE YOU ARE AGREEING TO BE BOUND BY THIS AGREEMENT. IF YOU DO NOT AGREE TO THIS AGREEMENT, YOU MAY NOT USE THE SERVICE.

#### DEFINITIONS:

"**Agreement**" means this Credential Brokerage Service End User Agreement, as may be amended by SecureKey from time to time upon notice to you in accordance with section 11 hereof.

Accept and Continue

Decline and Exit

Accept Terms and Conditions

### Terms and Conditions

By accessing your account, you are agreeing to abide by the following Terms and Conditions of Use:

- You agree to keep your identification number(s) confidential and to not share it (them) with anyone. If you suspect that others have obtained your identification number(s), contact us immediately by clicking on the "Report a problem or mistake on this page" button.
- You certify that any information provided by you is true, accurate and complete.
- You understand and accept that as a security measure for administrative reasons, we can revoke your access if you fail to abide by the Terms and Conditions of Use.
- You understand and accept that we are not responsible for any losses or damages incurred by anyone because of:
  1. The use of the information available in your account
  2. Any restrictions, delay, malfunction, or unavailability of your account
- You understand and accept that by using your account and applying online, we can communicate with you (or your representative, if applicable) via e-mail.
- To continue, choose "I Accept" to indicate your acceptance of these Terms and Conditions. If you do not agree with these Terms and Conditions, choose "I Do Not Accept". Note, you will not be able to access your account unless you accept the Terms and Conditions.

If you use another type of browser software you should check with your software supplier to make sure that your browser has 128-bit secure socket layer encryption capability. Note: We are not responsible for any difficulties in downloading and installing software. Software suppliers are responsible for providing technical support. It is important that you sign out and close your browser before leaving this computer unattended. This will prevent unauthorized access to your personal information.

Create an account. Add your full name, email address and preferred language.


## Create an account


Fill in all the required information and then choose the "Continue" button to create your account. We need this information to confirm who you are and to make sure:


- your information is available to you only; and
- your identity is validated on your return visits.


## Create an account

Enter the following information as it appears on your passport. Use the "help" buttons to get details on where you can find this information. All fields are mandatory.

Given Name 

\* Last name(s) *(required)* 

\* Email address *(required)* 

\* Preferred language of notification *(required)* 

Create your security questions

## Create your security questions

You will need to answer one of your security questions each time you access your account. You will have two tries to answer the question.

If you can't answer the first security question, we will ask you another one of your four questions. If you can't answer any of your security questions, we will lock your account. You will not be able to recover your account online.

Create new security questions that are difficult to guess but are easy for you to remember.

\* Security Question 1 (required)

\* Answer 1 (required)

\* Security Question 2 (required)

\* Answer 2 (required)

\* Security Question 3 (required)

\* Answer 3 (required)

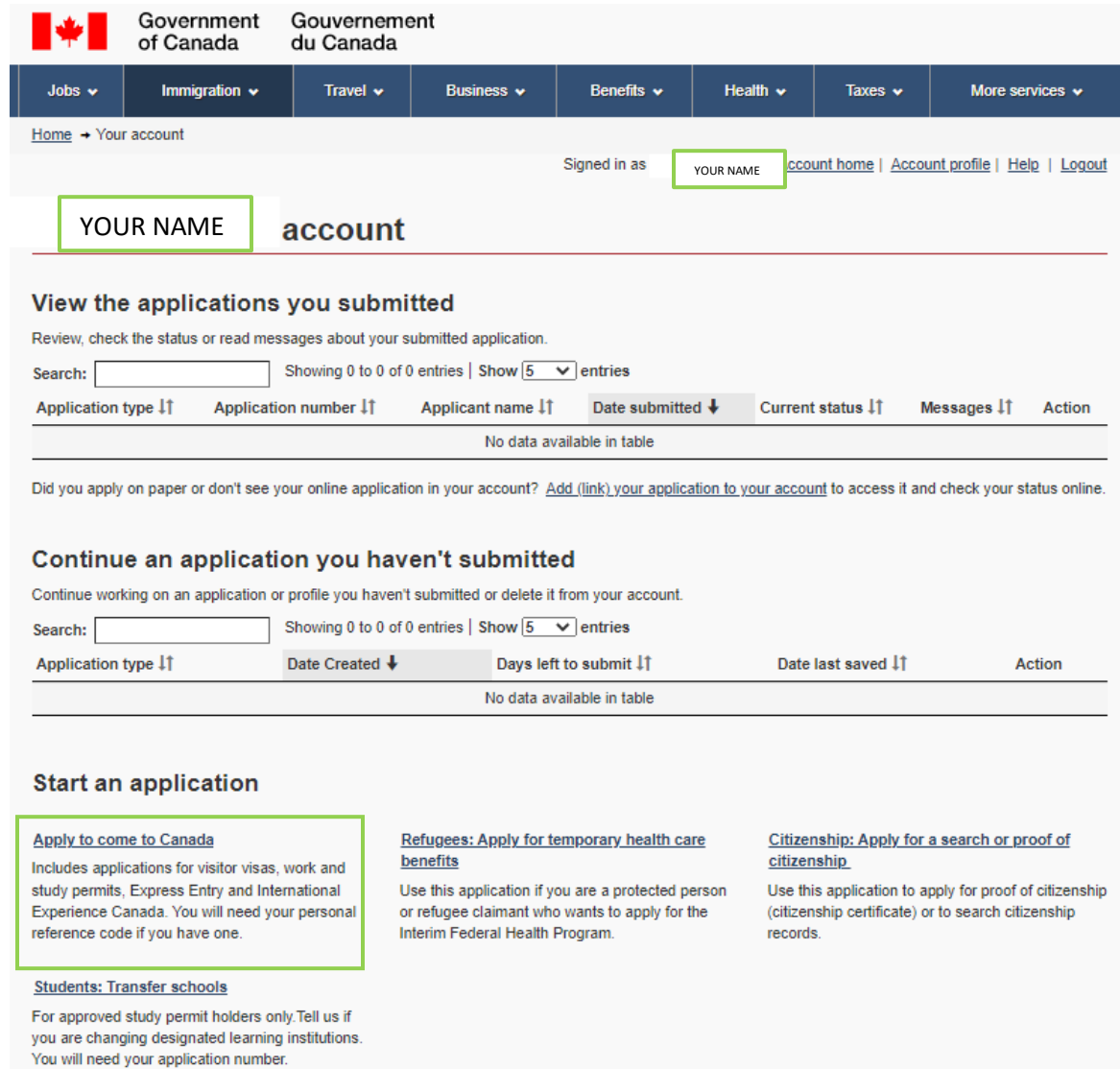
\* Security Question 4 (required)

\* Answer 4 (required)

Continue

# HOW TO CREATE YOUR IRCC SECURE ACCOUNT

Your IRCC Account is created. You will now need to “Start an application”.



The screenshot shows the IRCC account dashboard for a user named 'YOUR NAME'. The page is in English and French. The user is signed in as 'YOUR NAME' and has access to various services like Jobs, Immigration, Travel, Business, Benefits, Health, Taxes, and More services. The dashboard is divided into three main sections: 'View the applications you submitted', 'Continue an application you haven't submitted', and 'Start an application'.

**View the applications you submitted**  
 Review, check the status or read messages about your submitted application.  
 Search:  Showing 0 to 0 of 0 entries | Show 5 entries  
 Application type ↑ Application number ↑ Applicant name ↑ Date submitted ↓ Current status ↑ Messages ↑ Action  
 No data available in table

Did you apply on paper or don't see your online application in your account? [Add \(link\) your application to your account](#) to access it and check your status online.

**Continue an application you haven't submitted**  
 Continue working on an application or profile you haven't submitted or delete it from your account.  
 Search:  Showing 0 to 0 of 0 entries | Show 5 entries  
 Application type ↑ Date Created ↓ Days left to submit ↑ Date last saved ↑ Action  
 No data available in table

**Start an application**

- Apply to come to Canada**  
 Includes applications for visitor visas, work and study permits, Express Entry and International Experience Canada. You will need your personal reference code if you have one.
- Refugees: Apply for temporary health care benefits**  
 Use this application if you are a protected person or refugee claimant who wants to apply for the Interim Federal Health Program.
- Citizenship: Apply for a search or proof of citizenship**  
 Use this application to apply for proof of citizenship (citizenship certificate) or to search citizenship records.
- Students: Transfer schools**  
 For approved study permit holders only. Tell us if you are changing designated learning institutions. You will need your application number.